



Westchester Power

2025 Renewal - Village of Croton



Global Crisis



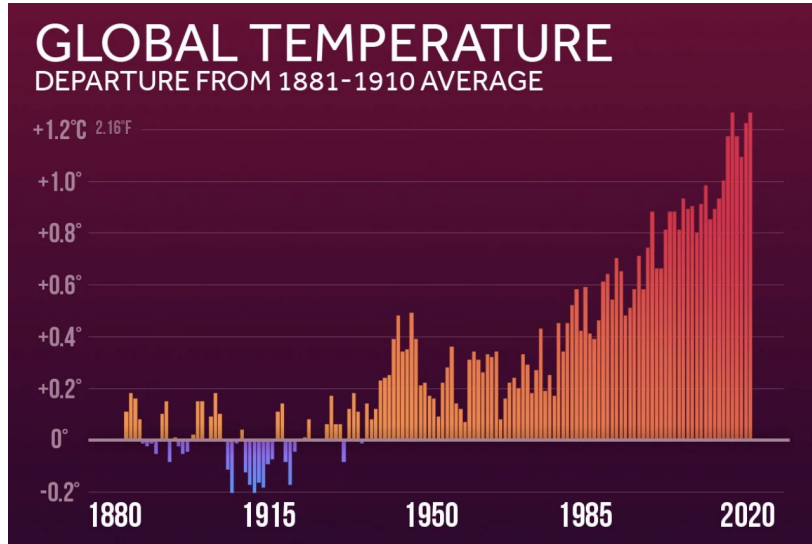
THE CHALLENGE REMAINS URGENT



Local Impacts



Trends Not In Our Favor



Intensifying Inequalities

- Urban Heat Islands
- Poor Air Quality
- Inadequate Housing
- Vulnerability to Flooding
- Financial Burdens

New York is Falling Short

New York's 2030 Goals

Electricity from Renewable Energy

70%

GHG Emission Reduction (from 1990)

40%

Energy Use is Rising

Especially the building and transportation sectors, with AI and computing coming on fast.

Emissions are Increasing

Up 8% since the pandemic. Going in the wrong direction.

Clean Energy is Not Keeping Up

Statewide solar capacity rising at 20% per year, less than half the necessary pace.

Sustainable Westchester

A Model of Regional Collaboration, Created By and For the Municipalities of Westchester County

45 Members

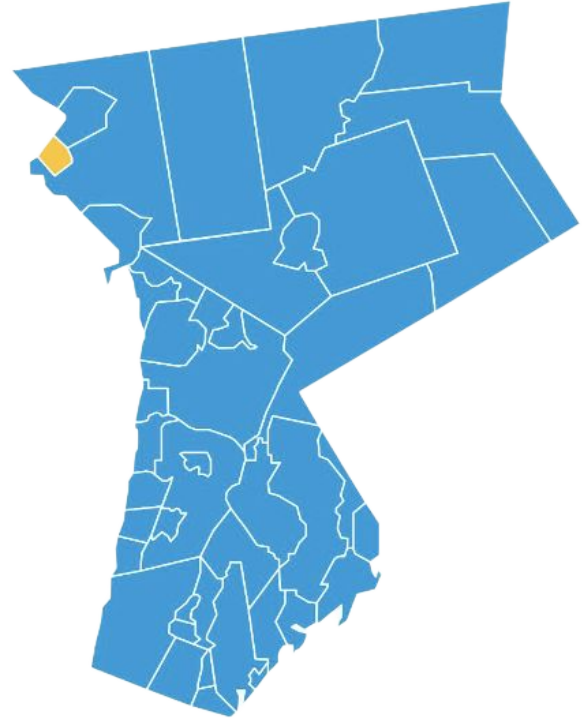
Cities, Towns & Villages
The County Government

Leadership

Volunteer Board
Public Officials, Advocates, Subject-Matter Experts

Staff

A Team of 20 Across 4 Departments
Decades of Experience



Impact, Partnerships, and Innovation

Impactful Programming

A track record of delivering solutions through a range of effective programs touching more than 150,000 households.

- Solar & Battery Storage
- Building Decarbonization
- Green Workforce Development
- Westchester Power CCA

Wide-Ranging Partnerships

- Municipal and County Leaders
- NYSERDA and Clean Energy Hubs
- US Department of Energy
- Businesses, Not-for-Profits, and Foundations
- Volunteer Advocates

Culture of Innovation

Firsts in New York State:

- Residential Demand-Response
- Community Choice Aggregation
- Sunshine-to-EV Fast Chargers
- Community Solar (1st in Westchester)



Westchester Power - Focus on Residential Energy

36%



Transportation
On-Road

Source of Carbon Emissions

9%



Transportation
Other

23%



Residential
Energy
Consumption

21%



Commercial
Energy
Consumption

CON EDISON SUPPLY:

About 8% renewable

Fuel Sources and Air Emission to Generate Your Electricity for
CECONY-LSE—CONED - 2023
January 1, 2023–December 31, 2023



Fuel Sources

Biomass	< 1 %
Coal	3 %
Hydroelectric	3 %
Natural Gas	61 %
Nuclear	26 %
Oil	< 1 %
Renewable Biogas	< 1 %
Solar	< 1 %
Solid Waste	3 %
Wind	2 %

Total 100 %

(Total may vary slightly from 100% due to rounding)


1%



Industrial Energy
Consumption



Energy Supply
& Distribution



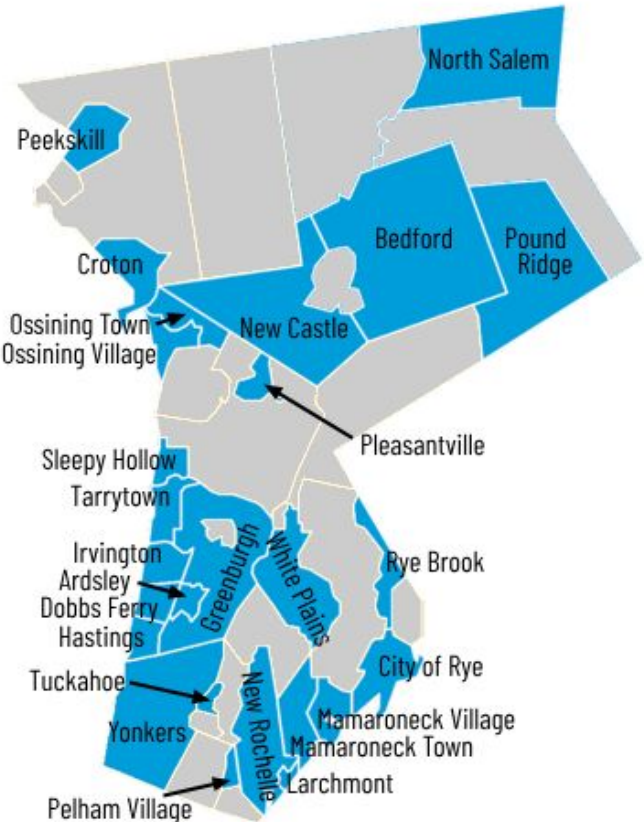
Landfill &
Wastewater



Other

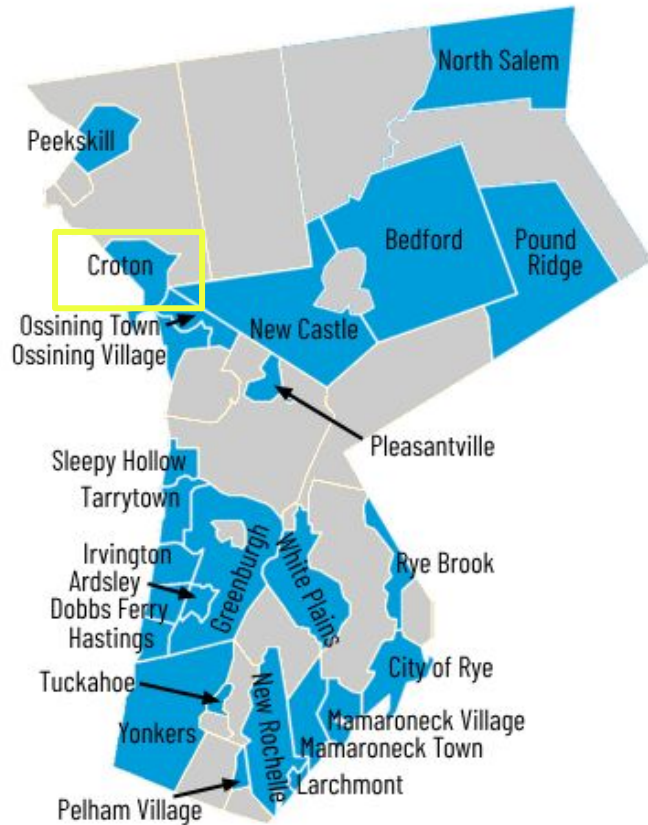
WESTCHESTER POWER CCA

FIRST AND LARGEST COMMUNITY CHOICE AGGREGATION IN NEW YORK STATE



26
Municipalities

130,000
Residents and
Small Businesses



VILLAGE OF CROTON

PARTICIPATING SINCE 2018

1,733

**Residents and
Small Businesses***

* As of end of February 2025

Electricity Supply & Demand



SOURCE (SUPPLY)



**WESTCHESTER
POWER**
contracts and administers
electricity supply



DELIVERY



CON EDISON
delivers energy, maintains lines,
bills customers



CUSTOMER



YOU
have energy choice, support
clean energy

Con Ed Bills With/Without Westchester Power

Your Supply Charges

Customer charge	\$0.00
Supply 3077.00 kWh @13.432¢ per kWh	\$413.30
Sales tax @ 4%	\$16.53

Total electricity supply charges \$429.83

Your electricity supplier: CCA-CONSTELLATION NEW ENERGY INC (MM)
Supplier account number: 13811761

Address: 531 5TH AVE
NEW YORK NY 10017

Phone: (888) 825-0700

Messages from your electricity supplier:

NEW! Login to My Account at coned.com for a new ESCO bill comparison tool! Your community participates in the Westchester Power aggregated electricity purchasing program administered by Sustainable Westchester and benefits from competitive fixed rates and renewable energy options from Constellation. Thanks for helping to build a clean energy future for Westchester! Visit sustainablewestchester.org/wp/conedterritory/ or call our Mount Kisco office at (914) 242-4725 for more information about this and other Sustainable Westchester programs.

Your Delivery Charges

Basic service charge	\$21.33
Delivery 3077.00 kWh @18.181¢/kWh	\$559.42
System Benefit Charge @0.689¢/kWh	\$21.19
GRT & other tax surcharges	\$18.62
Sales tax @4%	\$24.82

Total electricity delivery charges \$645.38

Your electricity total \$1,075.21

If you have Con Ed supply, it looks like this (no supplier name)

Account number: _____ Page 2 of 3

Your electricity breakdown Rate: EL1 Residential or Religious

Electric Meter Detail - billing period from June 7, 2024 to July 24, 2024 (30 days)

Meter #	New Read	Read Type	Date	Prior Read	Read Type	Date	Read Diff	Total Usage kWh
004334625	36140	Actual	Jul 24	34752	Actual	Jun 24	1388	1,388

Your Supply Charges

Supply 1388.00 kWh @11.287¢/kWh	\$156.66
Merchant Function Charge	\$4.50
GRT & other tax surcharges	\$0.00
Sales tax @4%	\$6.45

Total electricity supply charges \$167.61

Your total electricity supply cost for this bill is 11.61¢ per kWh. You can compare this price with those offered by energy services companies (ESCOs). For a list of ESCOs, visit PowerYourWay.com or call 1-800-780-2884.

Your Delivery Charges

Basic service charge	\$19.64
Delivery 1388.00 kWh @20.005¢/kWh	\$277.67
System Benefit Charge @0.677¢/kWh	\$9.40
GRT & other tax surcharges	\$6.26
Sales tax @4%	\$12.52

Total electricity delivery charges \$325.49

Your electricity total \$493.10

With WP, or a private ESCO, you see the supplier here. [and see the WP note in the message section]

More information on how to read your bill, manage an online Con Ed account and comparing rates at: [sustainablewestchester.org/wp/conedterritory/#howtoreadyourbill](https://sustainablewestchester.org/wp/conedterritory/#/howtoreadyourbill)

Westchester Power - A Local Solution

Since 2016, Westchester Power has helped municipalities forge a clean energy future as an aggregator for renewable energy supply, with the objective of:

- **LEVERAGING COLLECTIVE POWER**
- **INCREASING ACCESS AND UPTAKE OF RENEWABLE ENERGY**
- **PROVIDING STABLE FIXED-RATE OPTIONS**
- **INCREASING RELATED COMMUNITY INVESTMENTS**


Westchester Power - Key Program Features

- **OPT-OUT FORMAT**
- **CONSUMER-FRIENDLY**
- **SUPPLY OPTIONS**
- **SAVINGS** are **NOT** guaranteed

Provide Clean Energy

2024

327,852
Metric Tons
of Carbon



All Other
Municipal
Actions
Combined

Provide Clean Energy

2024

327,852
Metric Tons
of Carbon



76,473
Cars Off The Road*



\$42,620,754
Social Cost Averted**



5,421,061
New Trees Planted*

* Ref. EPA Calculator, ** NY DEC Guidelines for State Agencies, @ 2% discount rate

EXPANDING CONSUMER CHOICE

AND MAKING THAT CHOICE EASIER



Before CCA

Default: Utility (Con Ed/NYSEG)

Alternative:

1. Private ESCOs

With CCA

Default: Westchester Power

Alternatives:

1. Return to utility
2. Private ESCOs

OPTING OUT IS SIMPLE, customers can:

1. **Mail** (Before Enrollment)
2. **Online** at sustainablewestchester.org/wp/con-ed-area-choicesupply
3. **Email** westchesterpower@sustainablewestchester.org
4. **Phone** at (914) 242-4725 ext.111

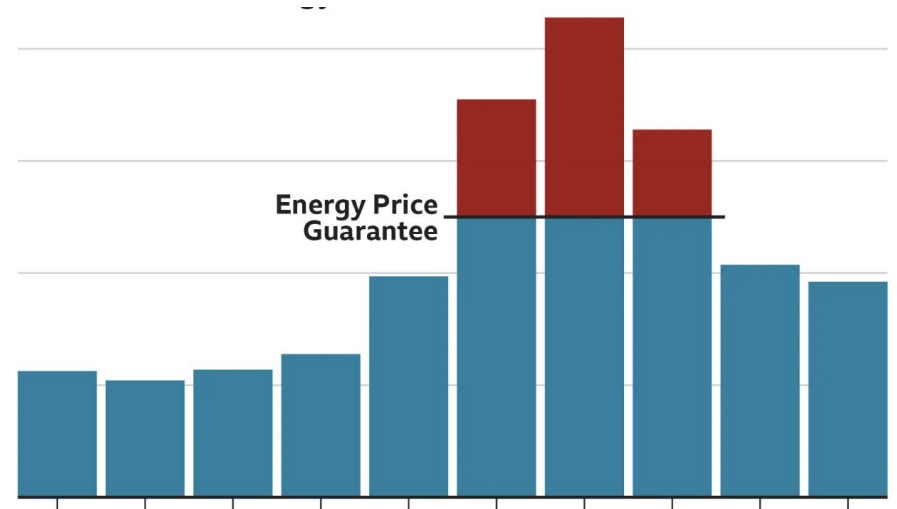
**NEVER ANY FEES OR PENALTIES -
OPT OUT, (BACK) IN OR CHANGE SUPPLY AT
ANY TIME**

**YOU REMAIN OUT OF THE PROGRAM
UNLESS YOU CHOOSE TO OPT BACK IN.**








Rate Stability - Fixed Rates as a Cap on Electricity Costs

UTILITY RATES HAVE VARIED from 4 cents to 22 cents since program launch.

WP PREDICTABLE FIXED-RATE never exceeds the contract level.



Competitive Renewable Rates

(¢/kWh)	West. Power	Con Edison		
Product	Curr. Contract	Jan	Feb	Mar
Non-renewable*	11.06 	12.19	12.91	11.01
50% renewable	12.18	NA 	NA 	NA 
100% renewable*	13.30	NA 	NA 	NA 

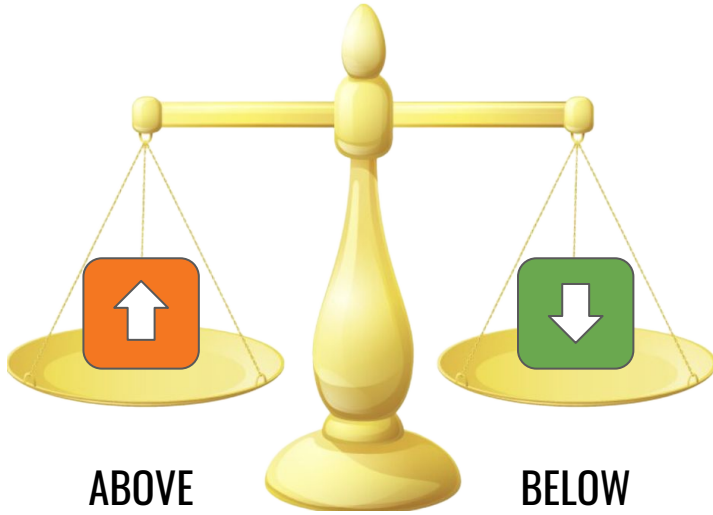
* Not offered - for comparison only

** Village Default

* Note Rate Reduction in May: -0.09

Competitive Renewable Rates

Historic Performance



**ABOVE
Utility
Price**

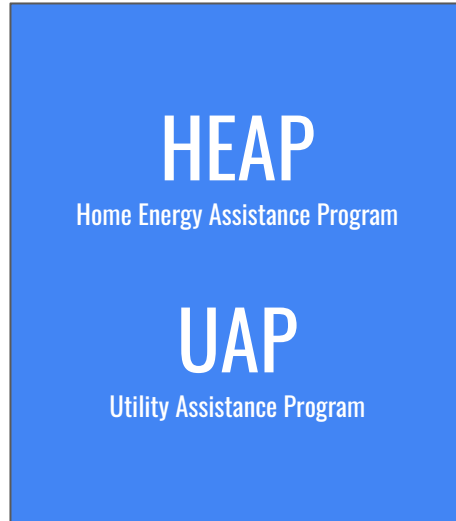
**BELOW
Utility
Price**

Year	Con Ed Avg	WP Renewable	WP Standard
2016	8.01	7.68	7.38
2017	8.41	7.68	7.38
2018	8.55	7.68	7.38
2019	6.46	7.96	7.71
2020	5.64	7.96	7.71
2021	7.23	7.41	6.75
2022	10.38	9.34	8.40
2023	9.36	15.13	13.36
2024	10.09	15.08	13.68
Since 2016	8.24	9.66	8.42

Importantly, Westchester Power is consistently among the lowest price options for renewable energy.

Low & Moderate Income Protections/Assistance

Not Enrolled in CCA



HEAP
Home Energy Assistance Program

UAP
Utility Assistance Program

Guaranteed Savings



Community Solar

Shift the Power.
GridRewards

EmPower+

Regional Clean Energy Hubs

Customer Support & Education

CUSTOMER HELP by phone or email.

LINKS TO OTHER PROGRAMS with guaranteed savings.

EASILY ACCESSIBLE INFO & RESOURCES such as bill education materials and rate comparisons.

ASSISTANCE FOR MUNI STAFF is always available.



BILINGUAL SUPPORT & OUTREACH



WESTCHESTER POWER SESIÓN INFORMATIVA

Westchester Power es un programa municipal de suministro de electricidad que ayuda a los residentes y pequeñas empresas de todo el condado de Westchester a acceder a energía renovable a tarifas fijas competitivas. Hay un nuevo contrato a partir del 1 de noviembre de 2024.

**¡ÚNASE A UNA SESIÓN INFORMATIVA PARA
OBTENER MÁS INFORMACIÓN!**

**MIÉRCOLES - 9 DE OCTUBRE
- A LAS 7PM**

¿Preguntas? Llámenos al (914) 242-4725
o envíenos un correo electrónico a
wp@sustainablewestchester.org



Foundation for Other Services

Added Value Opt-In Programs Available Now

EnergySmart Homes (4,800 households assisted.)

GridRewards (5,000 customers, saving nearly \$250,000; Croton participants \$1,197 in 2024)

Community Solar (3,000 subscribers for 40 MWdcs of CDG capacity.)

Community Education

Energy Kit Sessions


Deep Engagement with DACs

Individualized Assistance


Mobilization of Local Volunteers and Committees

Awaiting DPS Review

Opt-Out CDG (91,000 households in Westchester DACs. 11 MWdc already under contract able to serve 2,750 households.)



FREE D.I.Y. ENERGY SAVINGS SESSION



REGISTER FOR FREE D.I.Y. KIT + DINNER

YONKERS RIVERFRONT LIBRARY
MARCH 6 • 5:30 PM



Expanded Communication & Engagement

Post Contract Award Period

- 2 Public Meetings
- 2 Virtual Information Sessions
- 8 Supplemental: 4 Electronic & 4 Physical

30-Day Opt-out Period (Post-Letter, Pre-Enrollment)

- 1 Public Meeting
- 2 Virtual Information Sessions
- 8 Supplemental: 4 Electronic & 4 Physical

Electronic Outreach Includes:

- (a) Digital Advertisements
- (b) Television or Radio Coverage or
- (c) Municipal Communications.

Physical Outreach Includes:

- (a) Posters/Flyers
- (b) Newspaper Print Advertisements
- (c) Municipal Communications
- (d) Additional Mailings Such as Postcards
- (e) Inserts in Tax or Water Bills or
- (f) Tabling Events.



Plus Detailed Monthly Reports to Municipal Leaders

Accelerated Schedule Helps Optimize Procurement

Requested Timing

Current contract runs through November 30.

Requesting approval of MOU as soon as possible, and no later than April 19.

Also selection of 50%/100% default.

Benefits


Flexibility to schedule award when market is most favorable and/or to re-bid if necessary.

Take advantage of “shoulder months,” prior to the price pressure of the summer season.

Reduce exposure to the risks of national/global turmoil.

Additional Context

Higher utility delivery charges highlight the value of stable fixed rates on the supply side.





SUSTAINABLE
WESTCHESTER

THANK YOU!

Contact Us

Dan Welsh, Program Director

dan@sustainablewestchester.org

914-242-4725 ext 101

Westchester Power General

westchesterpower@sustainablewestchester.org

Sustainable Westchester General

info@sustainablewestchester.org

Additional Program Information & Resources

sustainablewestchester.org/wp/conedterritory



MADE WITH
100%
RECYCLED
PAPER



SUSTAINABLE
WESTCHESTER