



Westport Public Schools Survey Results 2024

Board of Education

September 19, 2024

Agenda




- ✓ Context on our survey program
 - Who did we survey, and about what?
- ✓ Survey Insights
 - Student Survey
 - Teacher/Staff Survey
 - Family Survey
- ✓ Taking Action
 - Elementary Schools
 - Middle Schools
 - High Schools

Context on Our Survey Program



Who Responded to Which Survey Topics?



<p>Who we surveyed</p>	<p>Families</p> 	<p>Students</p> <p><i>Grades 3-12</i></p> 	<p>Staff</p> <p><i>Instructional & Non-instructional Staff</i></p> 
<p>What we asked</p>	<ul style="list-style-type: none"> • School Climate • School Safety • Family Engagement 	<ul style="list-style-type: none"> • Teacher - Student Relationships • School Safety • Sense of Belonging • School Climate • Engagement 	<ul style="list-style-type: none"> • Belonging • Educating all students • Well-being • School Climate • School Leadership

Voices We Heard in the Survey



906
Families



3241
Students



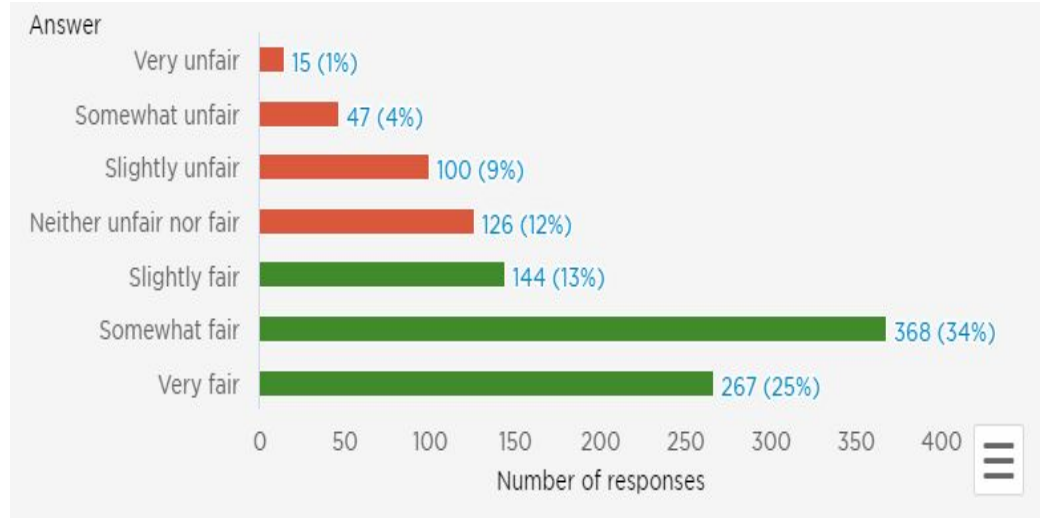
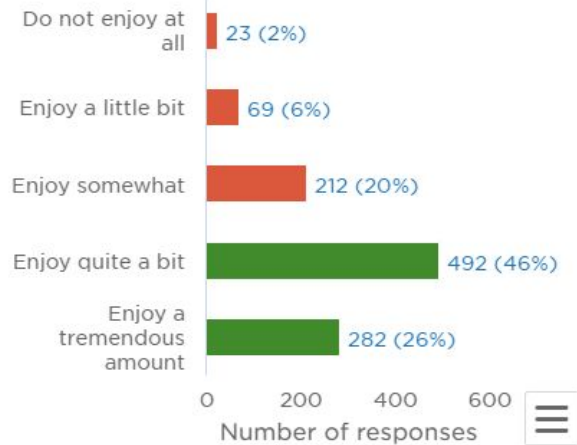
631
Staff

A blue-tinted photograph of a graduation ceremony. Several graduates in black gowns are visible, some holding rolled-up diplomas. In the upper portion of the image, several black graduation caps are being tossed into the air. The overall scene is celebratory and captures a key moment in the academic journey.

Westport Public Schools Survey Insights

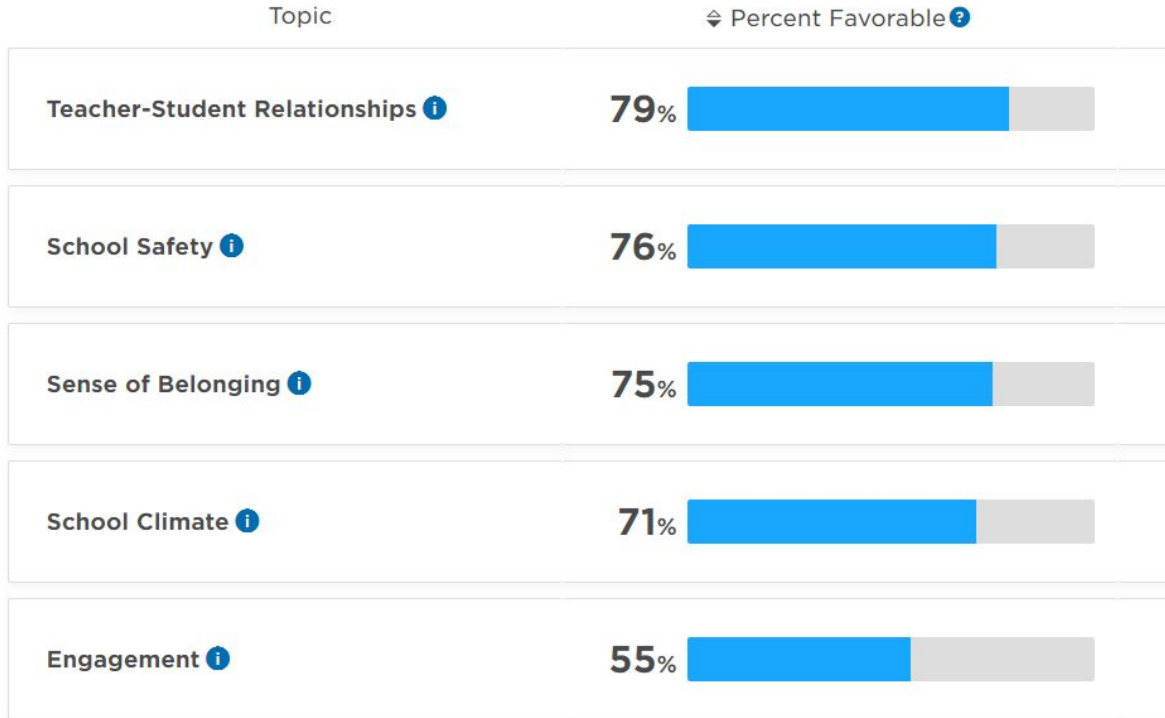
What is “favorable”?

- 5-point and 7-point scale throughout survey questions



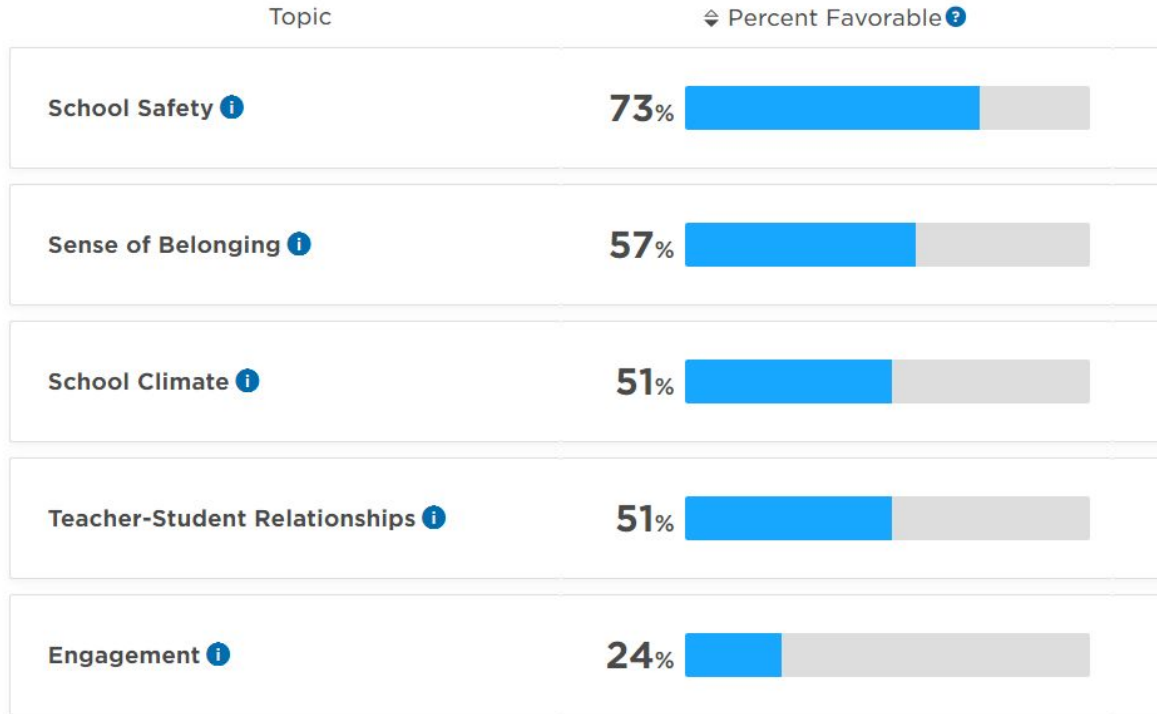


Student Survey Results - Grades 3-5





Student Survey Results - Grades 6-12

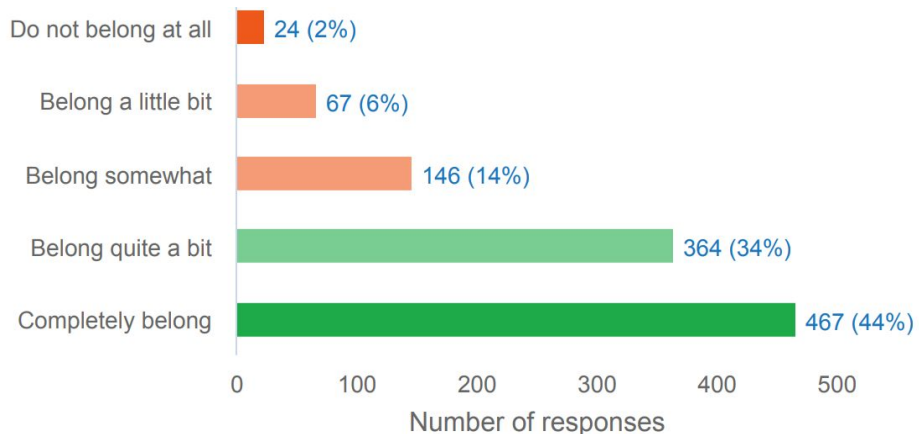




Student Survey - Belonging

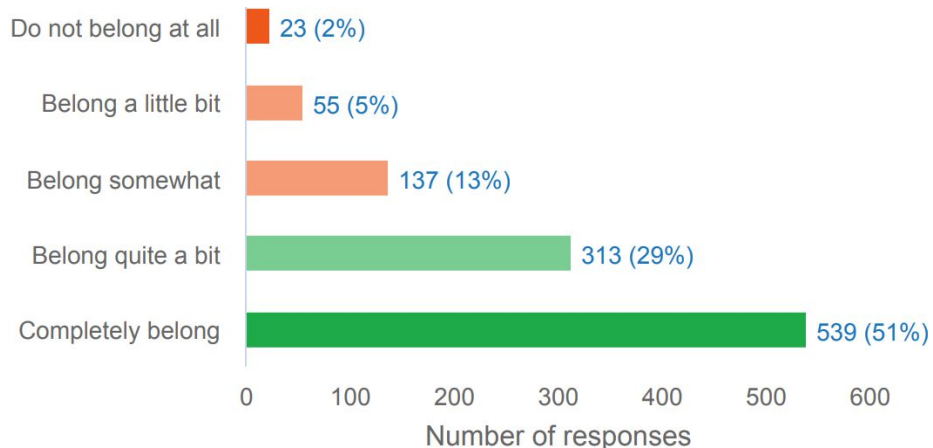
2022 - Grades 3-5

Overall, how much do you feel you belong at your school: 78% favorable



2024 - Grades 3-5

Overall, how much do you feel you belong at your school: 80% favorable

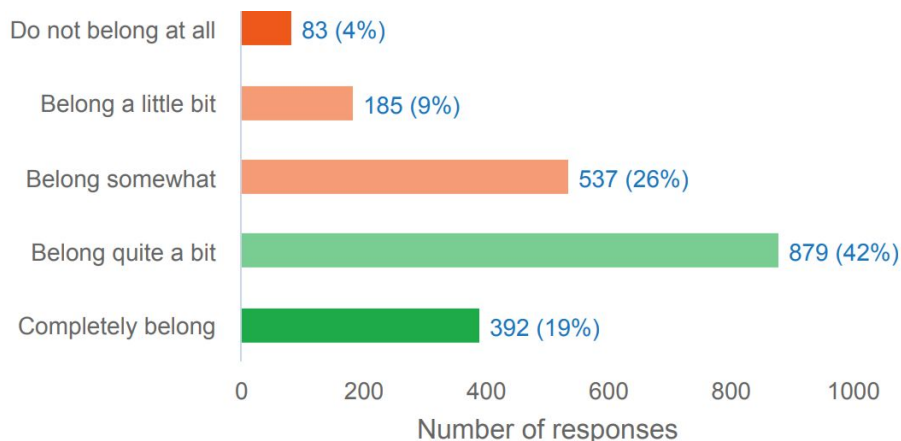




Student Survey - Belonging

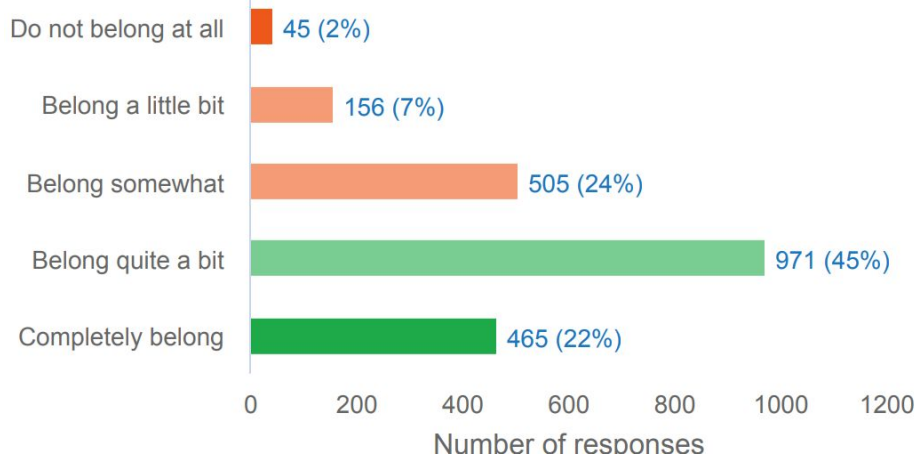
2022 - Grades 6-12

Overall, how much do you feel you belong at your school: **61% favorable**



2024 - Grades 6-12

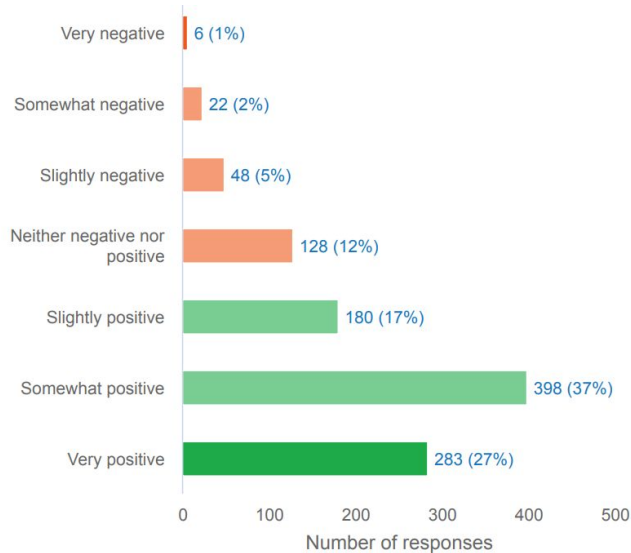
Overall, how much do you feel you belong at your school: **67% favorable**



Student Survey - School Climate

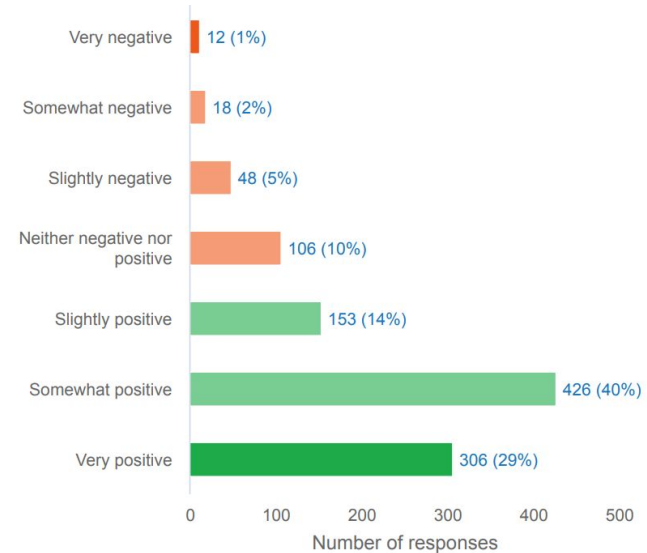
2022 - Grades 3-5

How positive or negative is the energy at your school? **81% favorable**



2024- Grades 3-5

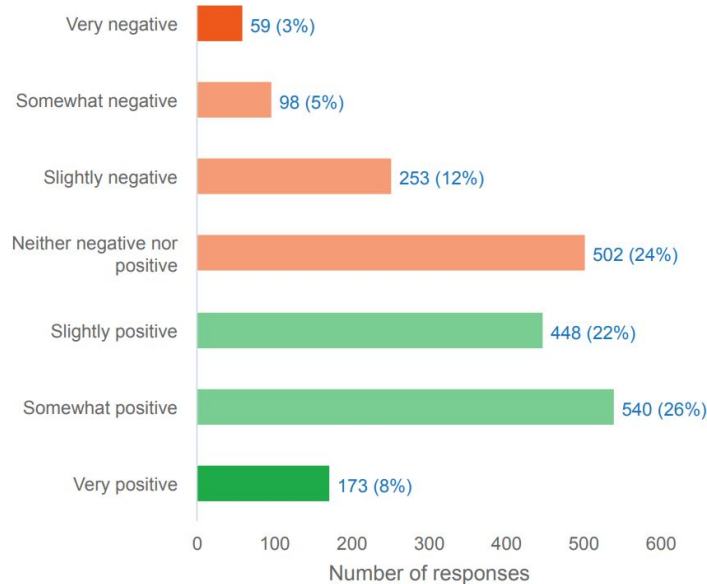
How positive or negative is the energy at your school? **83% favorable**



Student Survey - School Climate

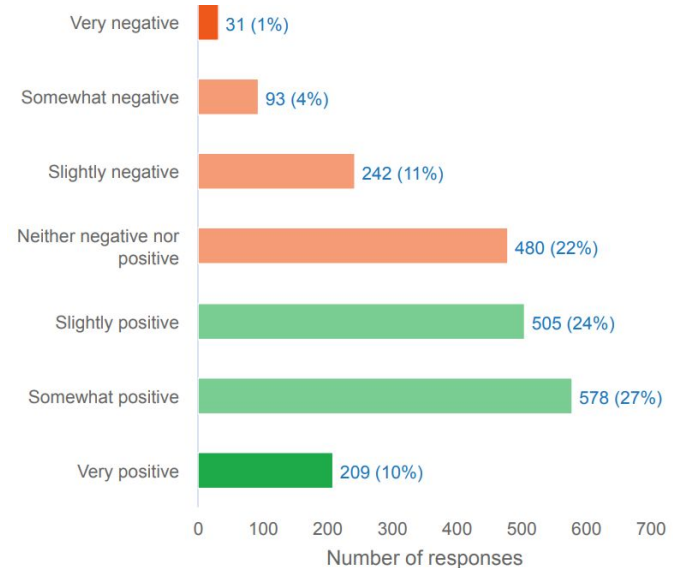
2022 - Grades 6-12

How positive or negative is the energy at your school? **54% favorable**



2024- Grades 6-12

How positive or negative is the energy at your school? **60% favorable**

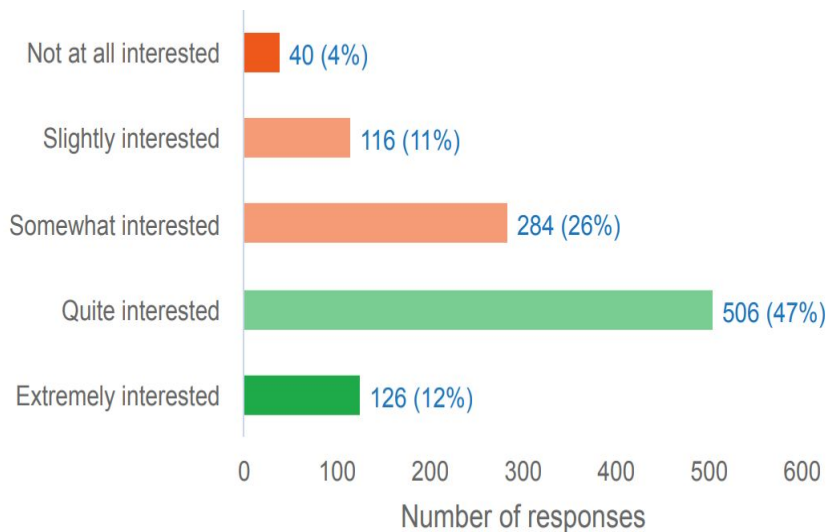


Student Survey - Engagement

2022 - Grades 3-5

Overall, how interested are you in your classes?

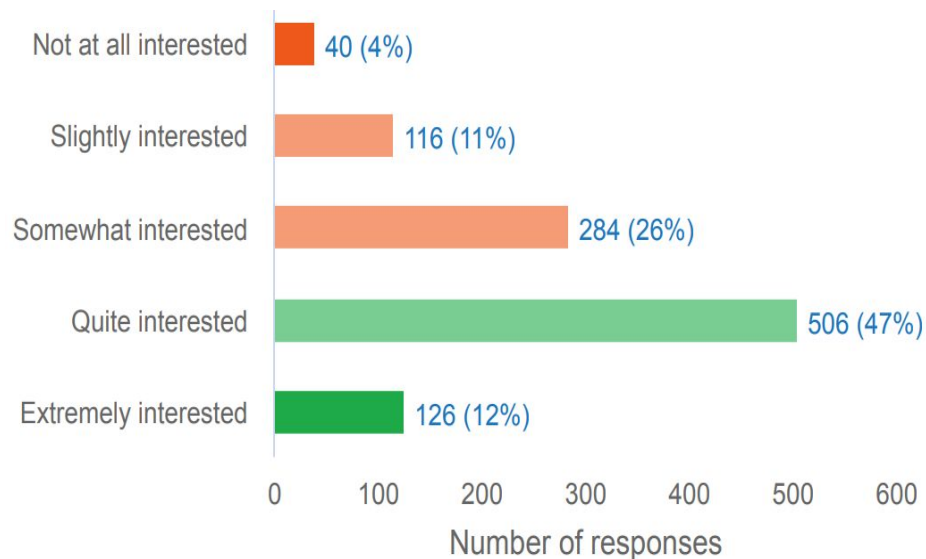
57% favorable



2024- Grades 3-5

Overall, how interested are you in your classes?

59% favorable



Student Survey - Engagement

2022 - Grades 6-12

Overall, how interested are you in your classes?

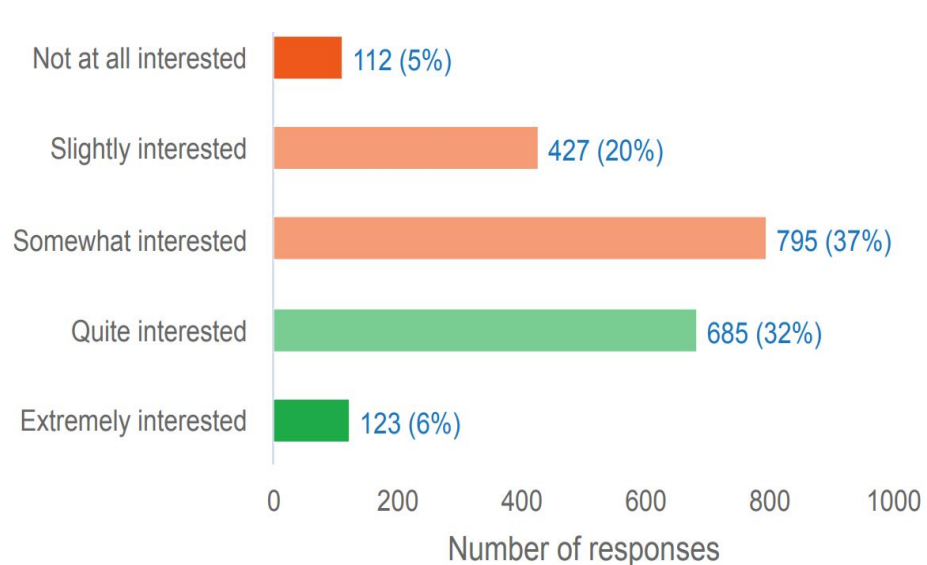
38% favorable



2024- Grades 6-12

Overall, how interested are you in your classes?

38% favorable



Grades 3-5 Open-ended Student Responses

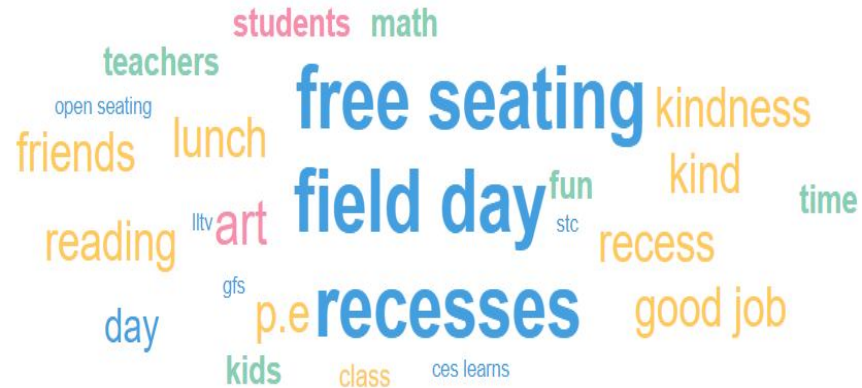
What are two things that this school could do to improve? Please be as specific as possible.

What are two things that this school could do to improve? Please be as specific as possible. ?



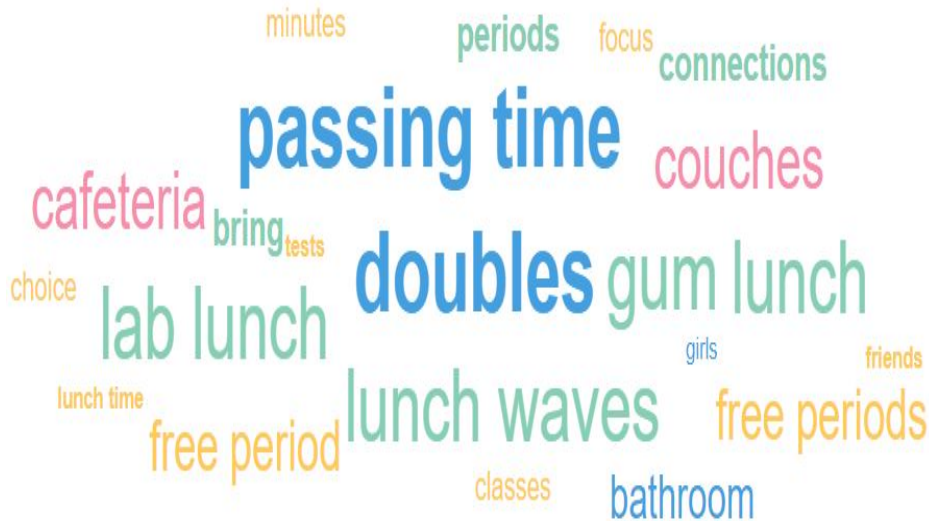
What are two things that this school does well that it should continue to do? Please be as specific as possible.

What are two things that this school does well that it should continue to do? Please be as specific as possible. ?



Grades 6-12 Open-ended Student Responses

What are two things that this school could do to improve? Please be as specific as possible. ?



What are two things that this school does well that it should continue to do? Please be as specific as possible. ?



Teacher/Staff Survey: Certified

⌵ Topic

Percent Favorable ?

Belonging i

72%



Educating All Students i

69%



School Climate i

57%



School Leadership i

52%



Well-being i

66%



Teacher/Staff Survey: Non-Certified

⌵ Topic

Percent Favorable [?]

Belonging ⁱ

70%



School Climate ⁱ

65%



School Leadership ⁱ

63%



Well-being ⁱ

75%





Teacher/Staff Survey Insight - Belonging

Certified Staff

QUESTION

- Overall, how much do you feel like you belong at your school?

75% i
responded favorably



Non-Certified Staff

QUESTION

- Overall, how much do you feel like you belong at your school?

68% i
responded favorably

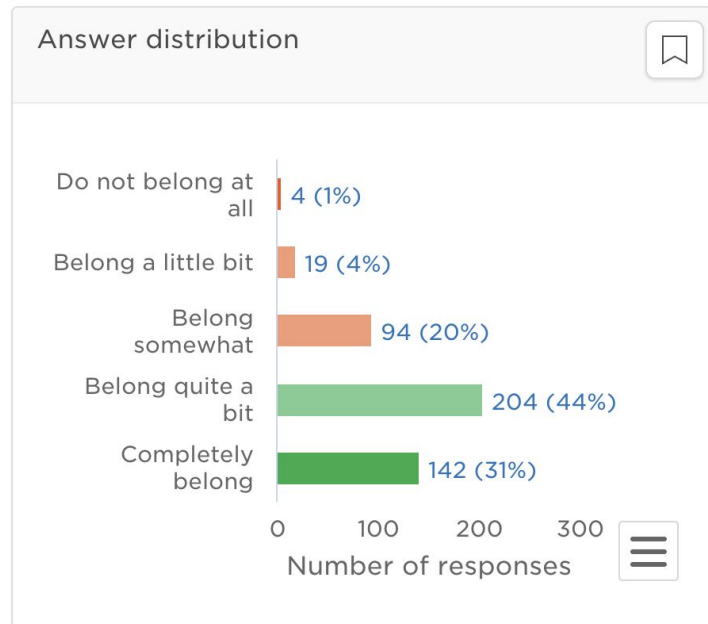




Certified Survey Insight - Belonging

Sample Question:

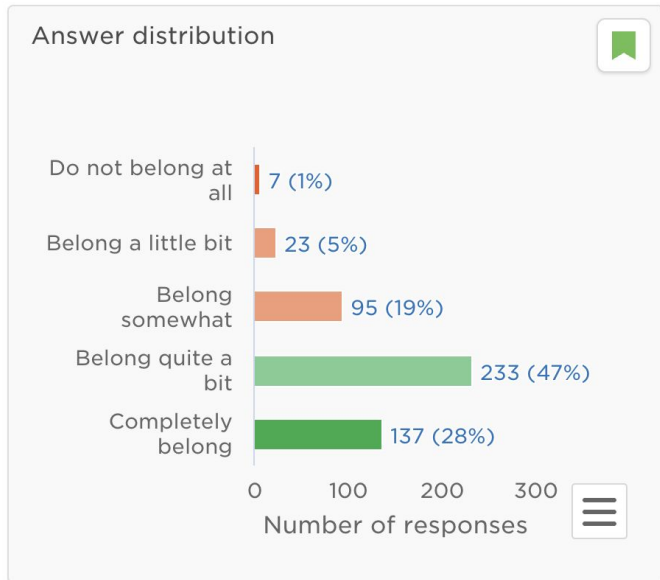
Overall, how much do you feel you belong at your school?
(75%)



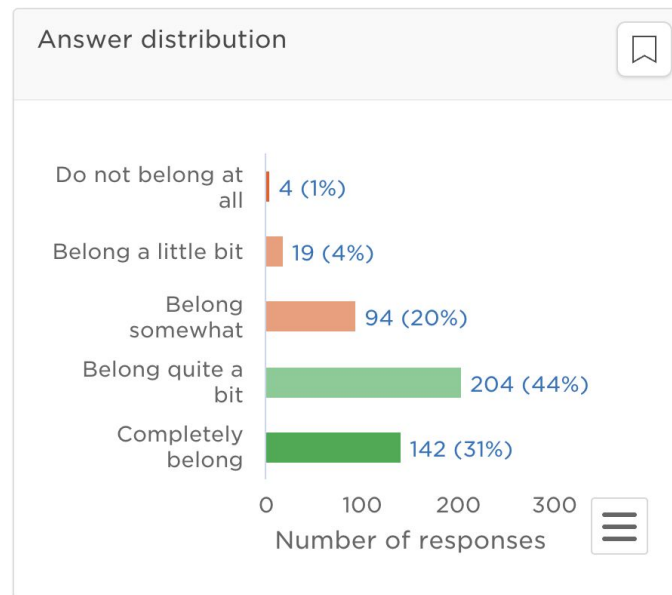


Certified Survey Insight - Belonging

2022 - 75% Certified



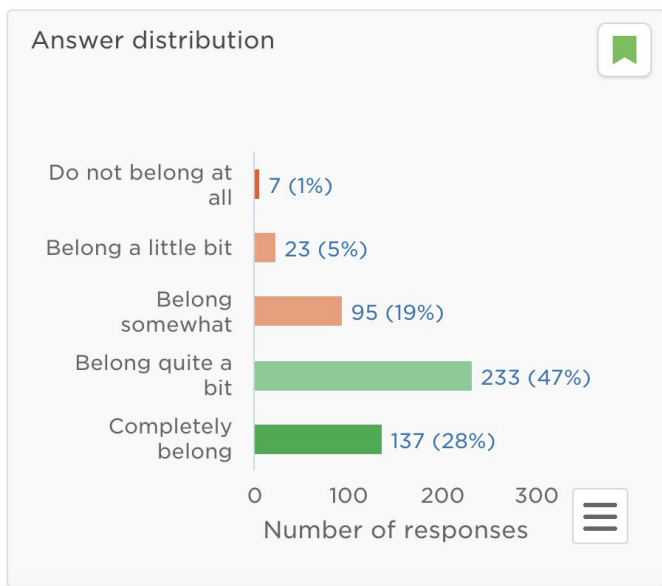
2024 - 75% Certified



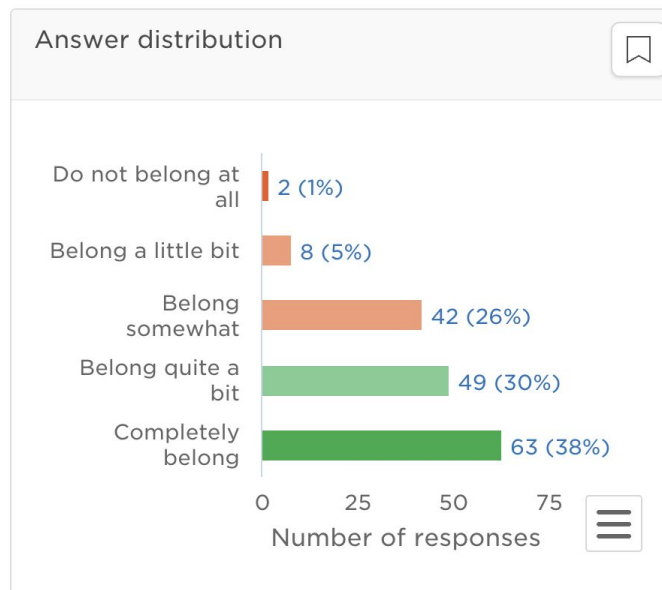


Non-Certified Survey Insight - Belonging

2022 - 75% Non-Cert



2024 - 68% Non-Cert





Certified Survey Insight - School Climate

Certified Staff

QUESTION

➤ Overall, how positive is the working environment at your school?

62% *i*
responded favorably



Non-Certified Staff

QUESTION

➤ Overall, how positive is the working environment at your school?

68% *i*
responded favorably

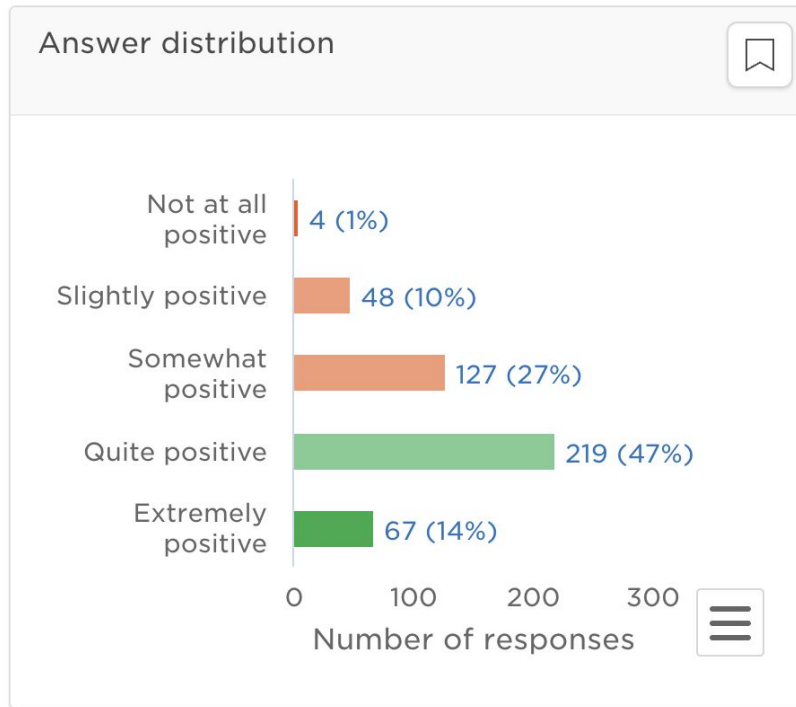




Certified Survey Insight - School Climate

Sample Question:

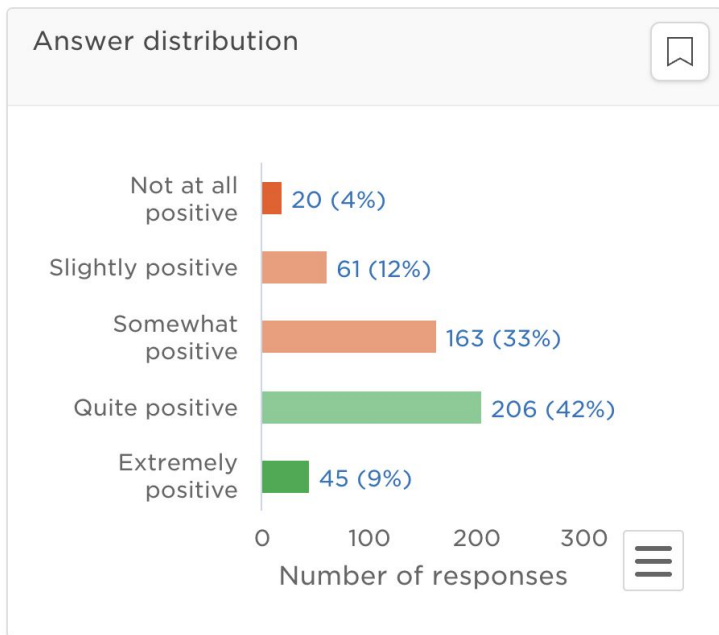
Overall, how positive is the working environment at your school? (62%)



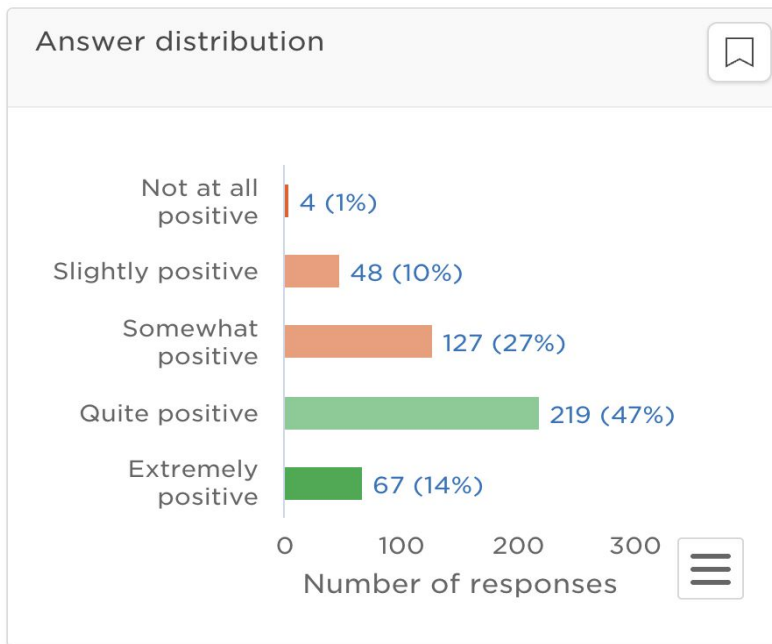


Certified Survey Insight - School Climate

2022 - 51%



2024 - 62%

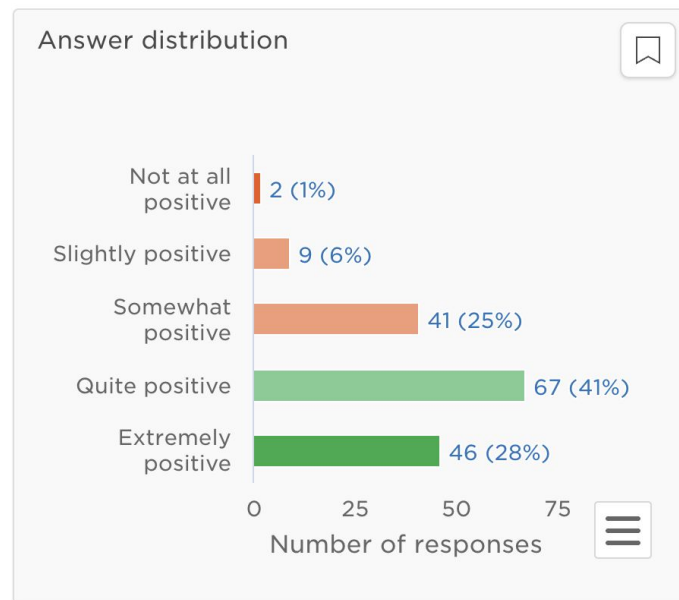
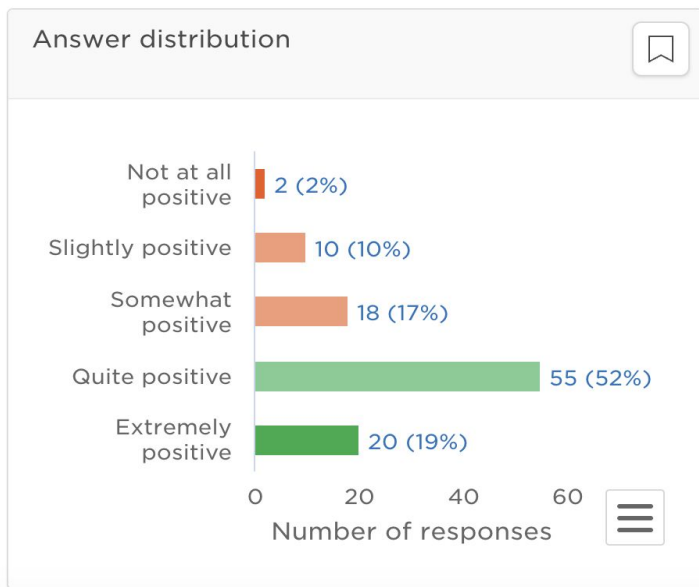




Non-Certified Survey Insight - School Climate

2022 - 71% Non-Cert

2024 - 69% Non-Cert




Teacher/Staff Insights - Leadership

Certified Staff

QUESTION

> How positive is the tone that school leaders set for the culture of the school?

67% 
responded
favorably



Non-Certified Staff

QUESTION

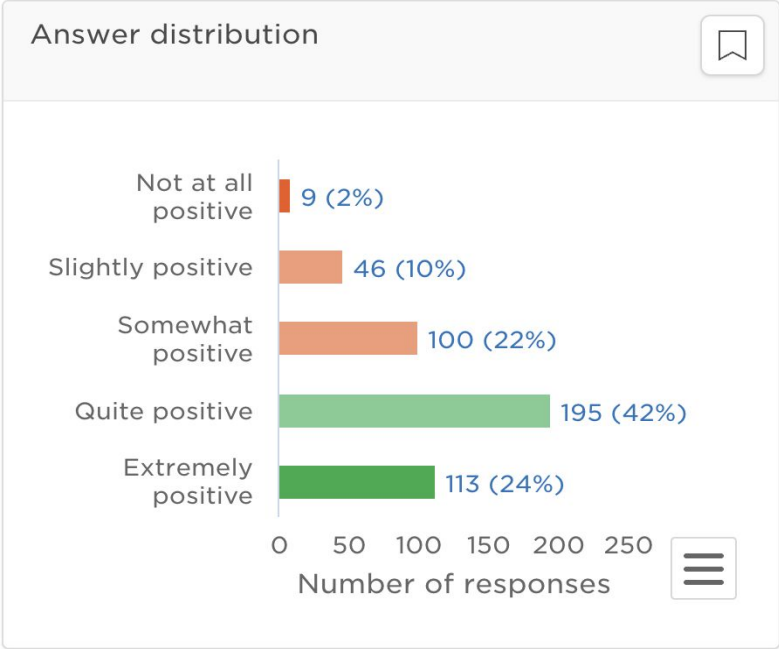
> How positive is the tone that school leaders set for the culture of the school?

73% 
responded
favorably



School Leadership - Certified

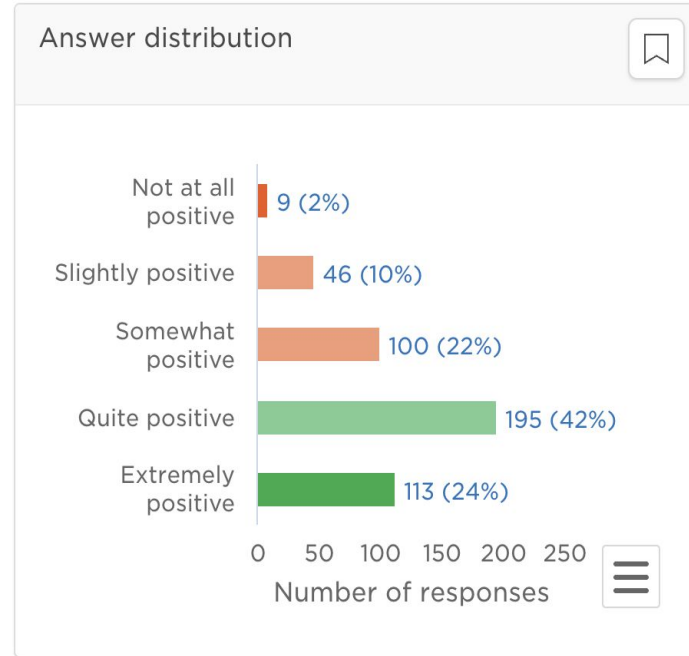
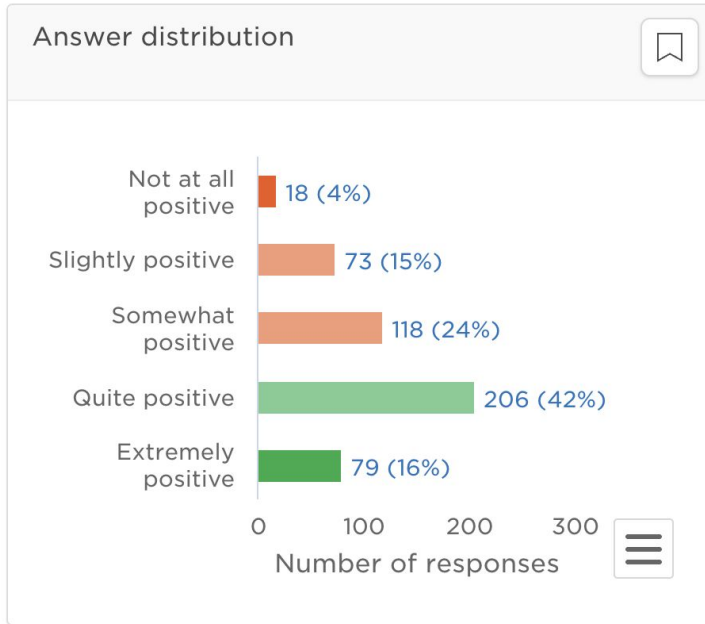
Sample Question: How positive is the tone that school leaders set for the culture of the school?



School Leadership: Certified

2022 - 58% Certified

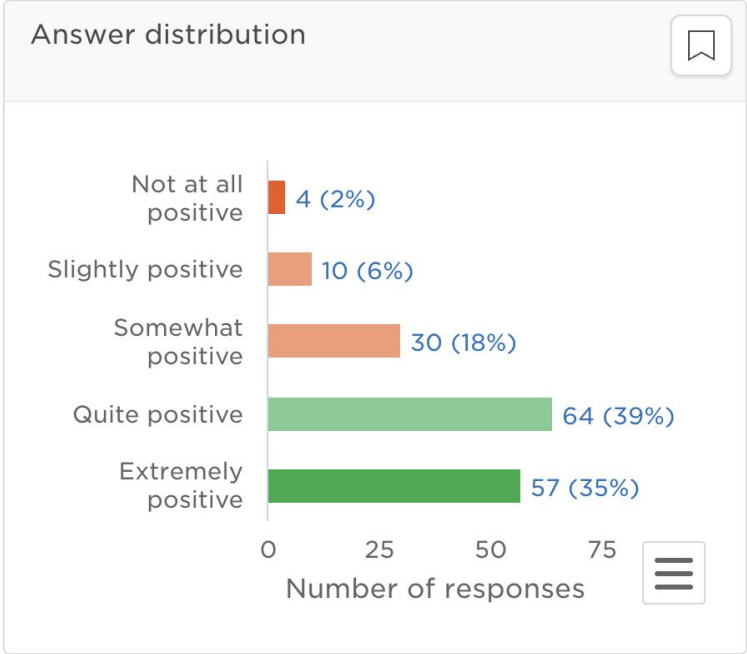
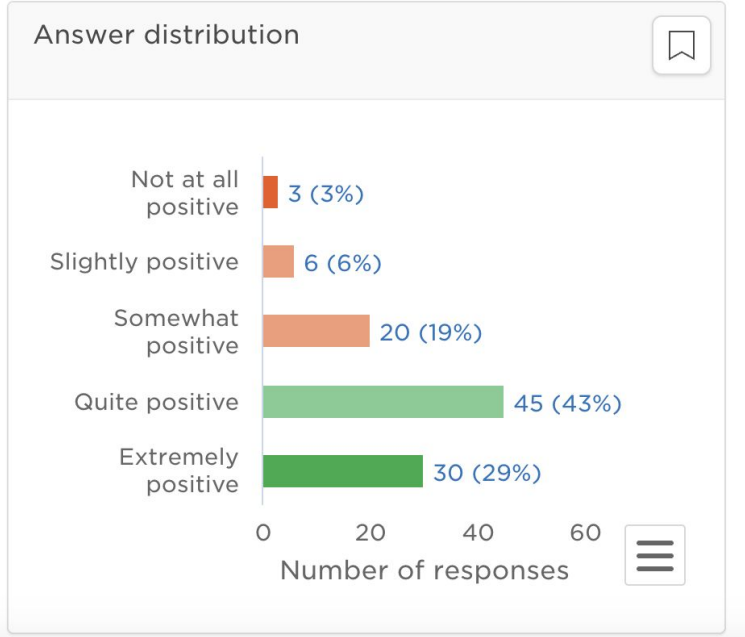
2024 - 67% Certified



School Leadership: Non-Certified

2022 - 72% Non-Cert

2024 - 74% Non-Cert



Certified Staff Open-ended Responses

What are the most positive aspects of working at your school? ?



If you could change anything about working at your school, what specific changes would you make? ?



Non-Certified Staff Open-ended Responses

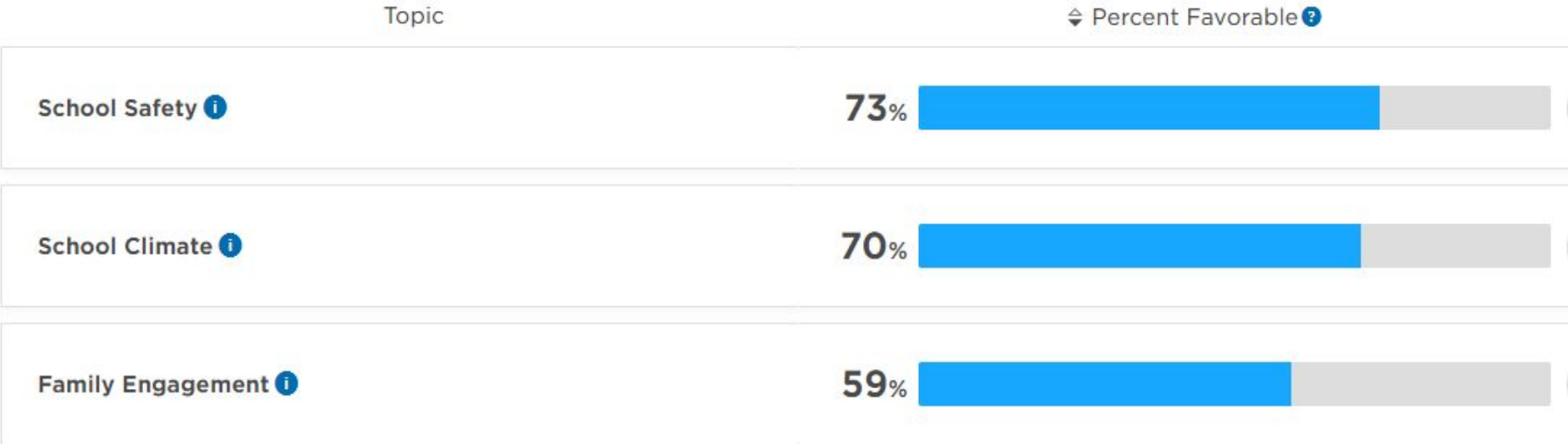
What are the most positive aspects of working at your school? ?



If you could change anything about working at your school, what specific changes would you make? ?



Family Survey: Overall Results



Family Survey Insight: School Climate

Teachers and Students generally respect each other

QUESTION

- Overall, how much respect do you think the children at your child's school have for the staff?

82% 
responded
favorably

QUESTION

- Overall, how much respect do you think the teachers at your child's school have for the children?

77% 
responded
favorably

Family Survey Insight: School Climate

While most parents feel their students enjoy going to school, slightly over half reported that the classroom lessons are Extremely motivating or Quite motivating.

QUESTION

> To what extent do you think your child enjoys going to their school?

70%
responded
favorably

QUESTION

> How motivating are the classroom lessons at your child's school?

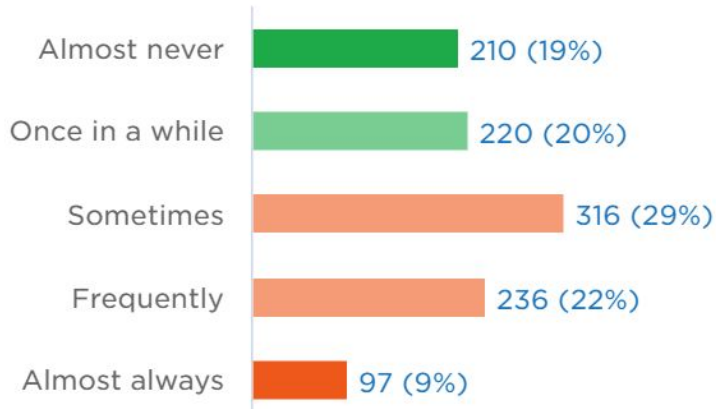
58%
responded
favorably

Family Survey Insight: School Safety

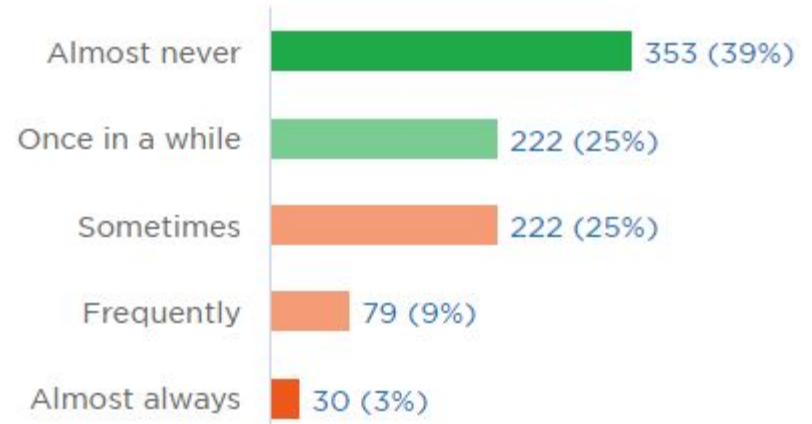


Most families feel our schools are safe. Far fewer families worry about violence in their child's school in 2024.

Spring 2022



Spring 2024

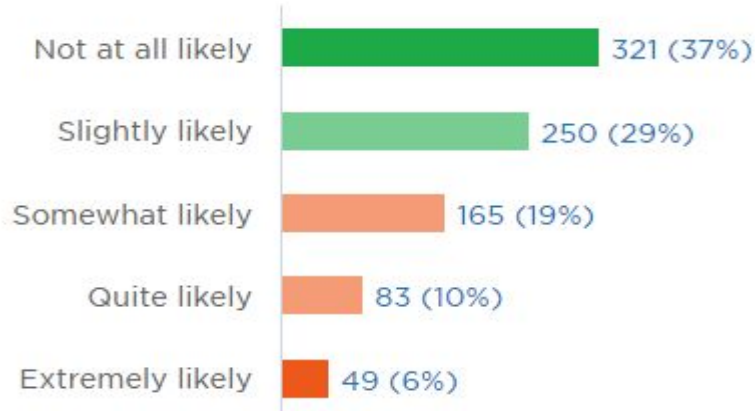


Family Survey Insight: School Safety

QUESTION

- ✓ How likely is it that someone from your child's school will bully him/her online?

66%
responded
favorably



Family Survey Insight: Family Engagement



The majority of families find teachers and administrators to be responsive.

QUESTION

➤ How responsive are teachers at your child's school when you contact them with a question or request?

83%
responded
favorably

QUESTION

➤ How responsive are administrators at your child's school when you contact them with a question or request?

80%
responded
favorably

Family Survey Insight: Free responses



What are two things your child's school does well and should continue to do?



Family Survey Insight: Free responses



What 1-2 steps could your school take to improve the social climate of the school for students?



Taking Action



Students: Engagement

- Fostering a Sense of Belonging(Freshman Only & Link Crew Orientation)
- Understanding/Defining Student Engagement(Student Council)
- Schoolwide Expectations of Our Community-SEL/CoC(Connections)

Staff: Educating All Students

- Schoolwide Expectations (Technology/CoC/Connections)
- PD=Growth Mindset/Implicit Bias/SEL-Emphasis on belonging
- Increasing Use of Student Course Surveys

Families: Engagement

- PTA Coffee/School Sponsored Events/Wellness Events
- Staples and Staples/Westport Public Library Seminars(~12)



Coleytown & Bedford Middle Schools



Students:

- Continue to foster a sense of belonging
- Continue to foster student voice
- Increase academic and social engagement

Staff:

- Continue to support wellbeing
- Educating & engaging all students

Families:

- Educating and engaging all families

Elementary

Students:


- Continue to foster a sense of belonging
- Develop students who contribute to a positive community
- Increase academic engagement

Staff:

- Educating and engaging all students
- Continue to support wellbeing

Families:

- Educating and engaging all families



Q&A

