



## STAPLES HIGH SCHOOL

70 North Avenue, Westport, Connecticut 06880

---

To: Westport Board of Education Members  
From: Stafford Thomas, Jr. Principal  
William Plunkett, Director of School Counseling  
Sandra Zeigler, College and Career Center Coordinator  
Re: Staples High School Class of 2025: Post-High School Outcomes and Standardized Testing Report  
Date: October 31, 2025

In advance of our upcoming presentation, please find enclosed the *Staples High School Class of 2025: Post-High School Outcomes and Standardized Testing Report*. This report highlights our students' post-secondary plans, college admissions results, and standardized testing performance, along with a discussion of higher education trends locally and nationwide. Staples students continue to achieve at high levels, express strong satisfaction with their post-secondary plans, and earn acceptances at or above national averages at most selective colleges.

### Key Points:

- **National Context:** We will speak to the evolving admissions landscape with increased pressures on colleges and scrutiny over holistic review practices, a growing emphasis on career readiness and fit to major, shifting values around higher education, the proliferation of AI, and further changes to standardized testing policies.
- **Post-Secondary Outcomes:** 94% of the Class of 2025 enrolled in four-year colleges, with 95% expressing satisfaction with their plans. Students applied to 369 different institutions and ultimately went on to attend 153.
- **Applications and Acceptances:** The class submitted 3,174 college applications - an average of 8.12 applications per student - with an overall acceptance rate of 61.5%, the highest acceptance rate for Staples in over a decade.
- **Standardized Testing:**
  - ACT - Mean Composite: 29.1
  - SAT - Mean Total: 1239
  - AP - 97% scored 3 or higher (Mean: 4.3)
- **Dual Enrollment:** A record number of students participated in UConn Early College Experience courses, placing Staples among the state's top ten high schools, in addition to students participating in the High School Partnership through CT State Community College.

- **FAFSA Completion:** 54% of seniors completed the FAFSA, in line with recent years. During the presentation, we will provide an overview of our communications and programming related to financial aid, scholarships, and planning for paying for college in light of Connecticut's FAFSA completion mandate to take effect for the Class of 2027.
- **Student Perspectives:** Data from our annual post-high school plan survey will be shared along with direct quotes from our students regarding their experience with the post-high school planning process and areas of focus. In particular, Business remains by far our most popular intended area of study.
- **Individual College Applications and Matriculation:** Large public universities continue to receive the most applications from Staples students, with UConn, Penn State, and Indiana again the top three. UConn remains the most popular destination, with 21 students attending the Storrs and branch campuses. Enclosed are lists of colleges with the highest number of applications and students attending. In addition, the packet includes a full matriculation list for the Class of 2025 as well as a list covering the past three years.
- **Acceptance Rates:** While national acceptance rates at the most selective colleges remain low, Staples students continue, by and large, to be accepted at rates at or above the national average. The packet includes a list of the most selective colleges and their acceptance rates from the past three years. As we encourage students to broaden their thinking around fit and selectivity, also enclosed is a sample of highly regarded colleges with favorable acceptance rates for Staples. Over half of these colleges appeared in Jeff Selingo's recent New York Times Best Seller *Dream School*.

On behalf of the SHS Counseling Department, faculty, and administration, we are proud to celebrate the exceptional outcomes of our graduates and the hard work put forth by each of them to attain their goals. Once again, we were fortunate to have a group of bright, talented, and ambitious students. These outcomes also reflect the tremendous efforts of WPS staff pre-K-12 who have done so much to prepare our graduates for higher education and beyond.

At the same time, we remain mindful of the intense pressure many of our students and families face within the context of an ever-evolving, complex landscape of college admissions and highly competitive school and community. We hope that the data and perspective offered will not only highlight the wonderful accomplishments of this Class of 2025, but help to inform and guide those in the future as they go through the post-high school planning process.

Post-high school planning is a core component of school counseling alongside supporting students academically, socially, and emotionally. As a school counseling department, we stay current with higher education topics and trends through active participation in conferences and webinars, visits to colleges, following professional blogs, collaboration with college representatives, and hosting outside experts for presentations and professional development work. Counselors continually share insights with one another, and we utilize this knowledge to provide personalized guidance, deliver comprehensive programming, and develop practical resources and communication materials to guide and empower students and families to navigate

the college process with clarity and confidence. In addition to students pursuing a four-year college experience, our team fully supports the pursuit of other post-high school options with individualized planning and resources to ensure that each student feels affirmed in their own unique path.

We take great pride in the accomplishments of the Staples High School Class of 2025 and the dedicated educators who supported them throughout their journey and remain committed to fostering balance, well-being, and thoughtful planning for every student navigating the next steps beyond Staples. We look forward to discussing these points in greater detail at the presentation and hearing your questions and reflections.

## Staples High School Class of 2025: Post-High School Outcomes and Standardized Testing Report

### **Future Plans**

	<b>Class of 2023-2025 Average</b>	<b>Class of 2025</b>	<b>Class of 2024</b>	<b>Class of 2023</b>
4-year college	93.4%	94.1%	93.1%	93.1%
2-year college	2.0%	1.7%	2.1%	2.3%
Gap Year	1.4%	1.2%	1.7%	1.2%
College Prep School	0.6%	1.0%	0.0%	0.9%
Employed	1.0%	0.7%	1.4%	0.9%
Career Education/Transition/Other Higher Ed	0.7%	1.0%	0.5%	0.7%
Military	0.4%	0.0%	0.9%	0.2%
Undecided/No Plans	0.4%	0.2%	0.2%	0.7%

### **General College Application Statistics**

	<b>Class of 2023-2025 Average</b>	<b>Class of 2025</b>	<b>Class of 2024</b>	<b>Class of 2023</b>
Total # of Applications Submitted	3,512	3,174	3,517	3,846
Total # of Acceptances	1,960	1,953	2,042	1,885
Overall Acceptance Rate	55.8%	61.5%	58.1%	52.0%
Average # of Applications Per Student	8.71	8.12	8.81	9.19

### **Standardized Testing**

<b>ACT</b>	<b>2023-2025 Average</b>	<b>2024-25</b>	<b>2023-24</b>	<b>2022-23</b>
Composite Mean Score	29.3	29.1	29.8	28.9
English Mean Score	30.2	30.3	30.3	30.0
Math Mean Score	28.6	28.2	29.2	28.3
Reading Mean Score	29.6	29.3	30.5	29.1
Science Mean Score	28.2	28.3	28.7	27.6

<b>SAT</b>	<b>Class of 2022-2024 Average</b>	<b>Class of 2025</b>	<b>Class of 2024</b>	<b>Class of 2023</b>
Total Mean Score	1237	1239	1229	1244
ERW Mean Score	619	624	612	620
Math Mean Score	619	615	617	624

Staples High School Class of 2025: Post-High School Outcomes and Standardized Testing Report

Advanced Placement	2023-2025 Average	2025	2024	2023
Total AP Course Enrollment	1,622	1,708	1,583	1,574
Total # of AP Exams Taken	1,349	1,437	1,338	1,273
% of Students Enrolled in AP Courses Taking AP Exam	83%	84%	85%	81%
# of Students Taking AP Exams	586	607	577	574
% of AP Exam Scores 3+	96%	97%	96%	95%
Mean AP Exam Score Across All Subjects	4.3	4.3	4.3	4.2

FAFSA Completion

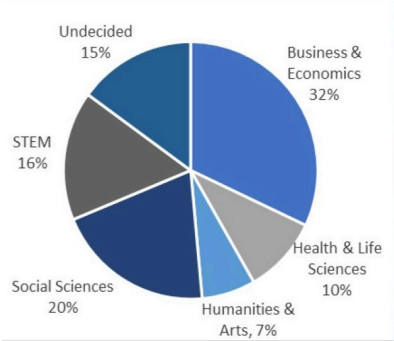
	Class of 2023-2025 Average	Class of 2025	Class of 2024	Class of 2023
FAFSA Applications Completed	221	211	206	247
# of Students Who Applied to College	403	391	399	419
% of Students Completed a FAFSA	55%	54%	52%	59%

Post-High School Plan Survey Data

	Class of 2023-2025 Average	Class of 2025	Class of 2024	Class of 2023
# of Students Who Applied for Community Scholarships	29%	28%	28%	30%
# of Students intending to play NCAA sport	14%	14%	13%	14%
# of Students Who Applied to Visual/Performing Arts Program	7%	6%	7%	9%

Test-Optional	Class of 2023-2025 Average	Class of 2025	Class of 2024	Class of 2023
# of Students Who Submitted Test Scores to All Colleges	43%	43%	40%	46%
# of Students Who Submitted Test Scores to Some Colleges	26%	26%	26%	26%
# of Students Who Did Not Submit Test Scores to Any Colleges	31%	31%	34%	29%

Intended Areas of Study
Top Five Individual Majors
1. Business
2. Undecided
3. Psychology
4. Communications
5. Political Science



# Staples High School Class of 2025: Post-High School Outcomes and Standardized Testing Report

## Colleges With Most Applications

Students in the Class of 2025 applied to a total of 369 different post-secondary institutions.

Class of 2023-2025 Total	#
University of Connecticut*	434
Indiana University	244
Penn State University	231
University of Colorado	199
University of Wisconsin	189
University of Maryland	185
Northeastern University	167
University of Michigan	167
Syracuse University	153
Elon University	151
Clemson University	149
University of Virginia	135
University of Delaware	132
The University of Texas	128
College of Charleston	127
University of Vermont	124
Boston University	119
Lehigh University	117
Cornell University	116
University of Miami	111

Class of 2025	#
University of Connecticut	140
Indiana University	83
Pennsylvania State University	73
University of Wisconsin	66
University of Colorado	62
Clemson University	57
University of Maryland	54
University of Michigan	50
University of Delaware	47
University of Vermont	47
Northeastern University	46
The University of Texas	45
University of Virginia	42
Syracuse University	40
University of Florida	39
Elon University	36
College of Charleston	35
Cornell University	35
Lehigh University	34
Tulane University	33

Class of 2024	#
University of Connecticut*	152
Indiana University	85
Pennsylvania State University	81
University of Colorado	76
Elon University	64
University of Wisconsin	61
Northeastern University	56
University of Maryland	55
College of Charleston	53
Clemson University	52
University of Michigan	51
Syracuse University	50
Boston College	42
Lehigh University	41
University of Virginia	41
Boston University	40
The University of Texas	39
University of South Carolina	39
University of Miami	38
University of Vermont	37

Class of 2023	#
University of Connecticut*	142
Pennsylvania State University	77
Indiana University	76
University of Maryland	76
University of Michigan	66
Northeastern University	65
Syracuse University	63
University of Wisconsin	62
University of Colorado	61
Boston University	53
University of Virginia	52
Elon University	51
University of Delaware	49
Cornell University	47
University of Miami	45
The University of Texas	44
University of Southern California	43
Lehigh University	42
University of Massachusetts	42
Clemson University	40
University of Vermont	40

\*Includes University of Connecticut Storrs and regional campuses

# Staples High School Class of 2025: Post-High School Outcomes and Standardized Testing Report

## Colleges With Most Students Attending

Students in the Class of 2025 planned to attend 153 different post-secondary institutions.

Class of 2023-2025 Total	#
University of Connecticut*	50
Indiana University	33
Syracuse University	33
Northeastern University	26
University of Colorado	26
Pennsylvania State University	25
University of Michigan	24
Tulane University	23
University of Wisconsin	21
University of Vermont	20
Lehigh University	19
New York University	18
Boston College	15
CT State Community College (Norwalk)	15
Bucknell University	14
Elon University	14
George Washington University	13
University of Maryland	13
Boston University	12
Cornell University	12
University of Miami	12
Virginia Tech	12

Class of 2025	#
University of Connecticut*	21
Tulane University	11
University of Maryland	10
University of Michigan	10
University of Vermont	10
Boston College	8
Northeastern University	8
Syracuse University	8
Indiana University	7
Pennsylvania State University	7
University of Wisconsin	7
Colgate University	6
Lehigh University	6
Cornell University	5
CT State Community College (Norwalk)	5
McGill University	5
New York University	5
Tufts University	5
University of California (Santa Barbara)	5
University of Chicago	5
University of Colorado	5

Class of 2024	#
Syracuse University	14
University of Connecticut*	12
University of Colorado	11
Indiana University	10
Northeastern University	10
George Washington University	9
Bucknell University	7
Lehigh University	7
New York University	7
Pennsylvania State University	7
Purdue University	7
University of Michigan	7
CT State Community College (Norwalk)	6
Elon University	6
College of Charleston	5
Tulane University	5
University of Rochester	5
University of St Andrews	5
University of Vermont	5

Class of 2023	#
University of Connecticut*	17
Indiana University	16
Pennsylvania State University	11
Syracuse University	11
University of Colorado	10
University of Wisconsin	10
Northeastern University	8
Tulane University	7
University of Michigan	7
Virginia Tech	7
Fordham University	6
Lehigh University	6
New York University	6
The University of Texas	6
University of Miami (FL)	6
American University	5
Elon University	5
Miami University (OH)	5
University of Vermont	5
Vanderbilt University	5

\*Includes University of Connecticut Storrs and regional campuses

## Staples High School Class of 2025: Post-High School Outcomes and Standardized Testing Report

### Class of 2025 College Matriculation List

American University	Loyola Marymount University	Trinity College
Amherst College	Loyola University Chicago	Tufts University
Auburn University	Loyola University Maryland	Tulane University
Bard College	Lynn University	United States Coast Guard Academy
Belmont University	Marist University	University College Dublin
Bentley University	Marquette University	University of Arizona
Binghamton University	Marymount Manhattan College	University of California (Davis)
Boston College	Massachusetts College of Art and Design	University of California (Los Angeles)
Boston University	McGill University	University of California (Santa Barbara)
Brandeis University	Miami University (Ohio)	University of Chicago
Bucknell University	Michigan State University	University of Colorado (Boulder)
California Institute of the Arts	Middlebury College	University of Colorado (Denver)
California Polytechnic State University (San Luis Obispo)	Montana State University	University of Connecticut (Storrs)
Carnegie Mellon University	New York University	University of Connecticut (Stamford)
Clemson University	North Carolina A & T State University	University of Delaware
Cleveland Institute of Music	North Carolina State University	University of Florida
Colgate University	Northeastern University	University of Illinois
College of the Holy Cross	Northwestern University	University of Maryland
Connecticut College	Oberlin College	University of Massachusetts (Amherst)
Cornell University	Pennsylvania State University	University of Massachusetts (Boston)
CT State Community College (Gateway)	Pepperdine University	University of Miami
CT State Community College (Naugatuck Valley)	Pomona College	University of Michigan
CT State Community College (Norwalk)	Pratt Institute	University of New Hampshire
Dartmouth College	Princeton University	University of North Carolina at Chapel Hill
Denison University	Providence College	University of Pennsylvania
Dickinson College	Purdue University	University of Pittsburgh
Duke University	Queen's University	University of Rhode Island
Duquesne University	Quinnipiac University	University of Richmond
Eastern Connecticut State University	Rice University	University of South Florida
Eckerd College	Rider University	University of Southern California
Ecole Hôtelière de Lausanne	Rochester Institute of Technology	University of St Andrews
Elon University	Roger Williams University	University of Utah
Emerson College	Rutgers University	University of Vermont
Emory University	Salve Regina University	University of Virginia
Endicott College	San Diego State University	University of Washington
Fairfield University	Santa Clara University	University of Western Australia
Florida Gulf Coast University	Savannah College of Art and Design	University of Wisconsin
Florida State University	Smith College	Vanderbilt University
Fordham University	Southern Connecticut State University	Villanova University
George Washington University	Southern Methodist University	Virginia Polytechnic Institute and State University
Georgetown University	Stanford University	Wake Forest University
Harvard University	Stevens Institute of Technology	Washington and Lee University
Haverford College	SUNY University at Buffalo	Washington University in St. Louis
Hobart and William Smith Colleges	Swarthmore College	Wellesley College
Indiana University	Syracuse University	Wesleyan University
Ithaca College	Texas Christian University	Western Connecticut State University
Jacksonville University	The Ohio State University	Wilfrid Laurier University
Johns Hopkins University	The University of Edinburgh	William & Mary
Johnson & Wales University	The University of Tampa	Williams College
Kutztown University of Pennsylvania	The University of Tennessee	Worcester State University
Lafayette College	The University of Texas at Austin	Yale University
Lehigh University		



## Staples High School Class of 2025: Post-High School Outcomes and Standardized Testing Report

### Class of 2023-2025 College Matriculation List

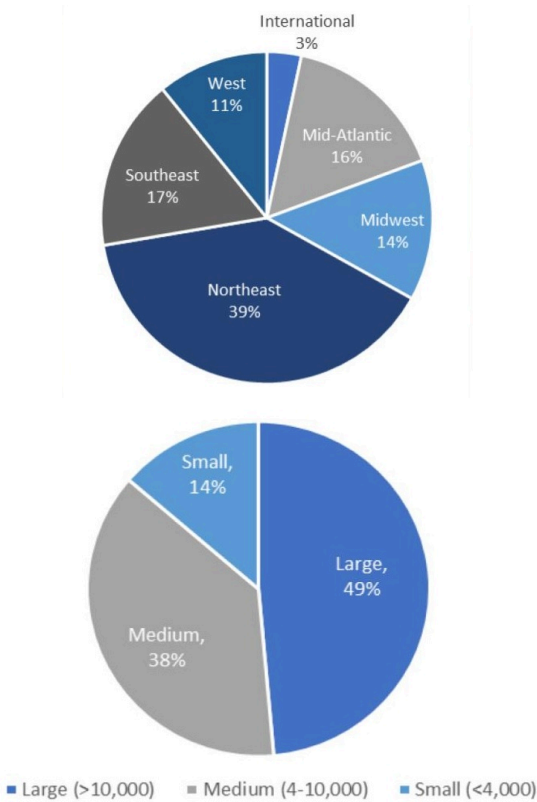
American University	Escuela Superior de Administración y Dirección de Empresas (ESADE)	Pennsylvania State University
Amherst College	Fairfield University	Pepperdine University
Arizona State University	Florence-Darlington Technical College	Pomona College
Auburn University	Florida Gulf Coast University	Pratt Institute
Bard College	Florida Institute of Technology	Princeton University
Bates College	Florida International University	Providence College
Baylor University	Florida State University	Purdue University
Belmont University	Fontys Hogescholen	Queen's University
Bennington College	Fordham University	Quinnipiac University
Bentley University	Franklin & Marshall College	Randolph-Macon College
Berklee College of Music	Furman University	Rensselaer Polytechnic Institute
Binghamton University	George Washington University	Rice University
Bocconi University	Georgetown University	Rider University
Boston College	Gettysburg College	Rochester Institute of Technology
Boston University	Grinnell College	Roger Williams University
Bowdoin College	Hamilton College	Rowan University
Brandeis University	Harvard University	Rutgers University
Brigham Young University	Harvey Mudd College	Sacred Heart University
Brown University	Haverford College	Salve Regina University
Bryant University	Hawai'i Pacific University	San Diego State University
Bryn Mawr College	High Point University	Santa Clara University
Bucknell University	Hobart and William Smith Colleges	Sarah Lawrence College
California Institute of Technology	Huron University College	Savannah College of Art and Design
California Institute of the Arts	Indiana University	School of Visual Arts
California Polytechnic State University (San Luis Obispo)	Indiana University-Purdue University	Scripps College
California State Polytechnic University (Pomona)	Ithaca College	Siena College
Carleton College	Jacksonville University	Skidmore College
Carnegie Mellon University	James Madison University	Smith College
Case Western Reserve University	Johns Hopkins University	Southern Connecticut State University
Catholic University of America	Johnson & Wales University	Southern Methodist University
Central Connecticut State University	Kenyon College	Spelman College
Champlain College	King's College London	St. Lawrence University
Chapman University	Kutztown University of Pennsylvania	Stanford University
Clark University	Lafayette College	Stevens Institute of Technology
Clemson University	Lehigh University	Stony Brook University
Cleveland Institute of Music	Lewis & Clark College	SUNY at Purchase College
Colby College	Loyola Marymount University	SUNY University at Buffalo
Colgate University	Loyola University Chicago	Swarthmore College
College of Charleston	Loyola University Maryland	Syracuse University
College of the Holy Cross	Lynn University	Temple University
Colorado School of Mines	Macalester College	Texas Christian University
Colorado State University	Marist University	Texas State University
Columbia University	Marquette University	The New England Conservatory of Music
Connecticut College	Marymount Manhattan College	The New School
Cornell University	Massachusetts College of Art and Design	The Ohio State University
CT State Community College (Asnuntuck)	Massachusetts Institute of Technology	The University of Alabama
CT State Community College (Gateway)	McGill University	The University of Edinburgh
CT State Community College (Housatonic)	Miami University (Ohio)	The University of Tampa
CT State Community College (Naugatuck Valley)	Michigan State University	The University of Tennessee
CT State Community College (Norwalk)	Middlebury College	The University of Texas at Austin
Dartmouth College	Mississippi State University	Trident Technical College
Davidson College	Montana State University	Trinity College
Denison University	Mount Holyoke College	Trinity College Dublin
Deree College, The American College of Greece	Muhlenberg College	Tufts University
Dickinson College	New York University	Tulane University
Drexel University	Newcastle University	Union College
Duke University	North Carolina A & T State University	United States Coast Guard Academy
Duquesne University	North Carolina State University	United States Military Academy
Eastern Connecticut State University	Northeastern University	United States Naval Academy
Eckerd College	Northwestern University	University College Dublin
Ecole Hôtelière de Lausanne	Oberlin College	University of Arizona
Elon University	Occidental College	University of British Columbia
Emerson College	Ohio Wesleyan University	University of California (Berkeley)
Emory University	Otis College of Art and Design	University of California (Davis)
Endicott College	Parsons School of Design at The New School	University of California (Irvine)

Staples High School Class of 2025: Post-High School Outcomes and Standardized Testing Report

Class of 2023-2025 College Matriculation List		
University of California (Los Angeles)	University of Massachusetts (Boston)	University of Washington
University of California (Riverside)	University of Massachusetts (Dartmouth)	University of Western Australia
University of California (San Diego)	University of Miami	University of Wisconsin
University of California (Santa Barbara)	University of Michigan	Valley Forge Military College
University of California (Santa Cruz)	University of Mississippi	Vanderbilt University
University of Chicago	University of New Hampshire	Vassar College
University of Colorado (Boulder)	University of New Haven	Villanova University
University of Colorado (Denver)	University of North Carolina at Chapel Hill	Virginia Polytechnic Institute and State University
University of Connecticut (Storrs)	University of Notre Dame	Virginia Wesleyan University
University of Connecticut (Avery Point)	University of Oklahoma	Wake Forest University
University of Connecticut (Stamford)	University of Pennsylvania	Washington and Lee University
University of Connecticut (Waterbury)	University of Pittsburgh	Washington University in St. Louis
University of Dayton	University of Rhode Island	Wellesley College
University of Delaware	University of Richmond	Wesleyan University
University of Denver	University of Rochester	Western Connecticut State University
University of Exeter	University of San Diego	Wilfrid Laurier University
University of Florida	University of Scranton	Willem de Kooning Academy
University of Georgia	University of South Carolina	William & Mary
University of Hawaii	University of South Florida	Williams College
University of Illinois	University of Southern California	Woodbury University
University of Kent	University of St Andrews	Worcester Polytechnic Institute
University of Kentucky	University of Utah	Worcester State University
University of Lynchburg	University of Vermont	Xavier University
University of Maryland	University of Virginia	Yale University
University of Massachusetts (Amherst)		

Staples High School Class of 2025: Post-High School Outcomes and Standardized Testing Report

College Attendance Geographically and by University Size/Type



Top Five States Represented
1. Connecticut
2. Massachusetts
3. New York
4. Pennsylvania
5. California

College Farthest from Staples
University of Western Australia (11,615 miles)

College Closest to Staples
Fairfield University (6 miles)

Largest College Attending
The Ohio State University (67,255 students)

Smallest College Attending
United States Coast Guard Academy (1,069 students)

Breakdown by Institution Type
54% Private, 43% Public, 3% International

# Staples High School Class of 2025: Post-High School Outcomes and Standardized Testing Report

## Staples Acceptance Rates at Most Selective Colleges

	National Acceptance Rate*	SHS Acceptance Rate 2023-2025
Amherst College	9%	17%
Bates College	13%	33%
Boston University	11%	37%
Bowdoin College	7%	15%
Brown University	5%	5%
Carnegie Mellon University	12%	24%
Colby College	8%	37%
Colgate University	14%	50%
Columbia University	4%	4%
Cornell University	8%	12%
Dartmouth College	5%	12%
Duke University	7%	16%
Emory University	10%	23%
Georgetown University	13%	31%
Georgia Institute of Technology	10%	9%
Harvard University	4%	4%
Johns Hopkins University	6%	7%
Massachusetts Institute of Technology	5%	8%
Middlebury College	11%	18%
New York University	9%	32%
Northeastern University	5%	57%
Northwestern University	8%	16%
Princeton University	5%	11%
Stanford University	4%	13%
The University of Texas Austin	10%	14%
Tufts University	11%	22%
Tulane University	14%	27%
University of California-Berkeley	7%	13%
University of California-Los Angeles	9%	14%
University of Chicago	4%	21%
University of Florida	23%	29%
University of Georgia	31%	19%
University of Michigan	16%	21%
University of North Carolina-Chapel Hill	7%	16%
University of Notre Dame	11%	17%
University of Pennsylvania	5%	15%
University of Southern California	10%	10%
University of Virginia	14%	16%
Vanderbilt University	6%	15%
Wake Forest University	22%	23%
Washington University in St Louis	12%	24%
Wesleyan University	16%	39%
Williams College	8%	21%
Yale University	4%	5%

SHS Acceptance Rate 2025	SHS Acceptance Rate 2024	SHS Acceptance Rate 2023
20%	29%	0%
50%	50%	0%
58%	40%	25%
100%	0%	10%
8%	9%	3%
30%	26%	19%
57%	33%	27%
80%	60%	26%
0%	8%	5%
17%	9%	11%
18%	11%	9%
16%	7%	22%
24%	27%	19%
38%	32%	25%
0%	17%	9%
0%	17%	0%
20%	0%	0%
0%	20%	0%
13%	29%	15%
32%	31%	33%
74%	70%	35%
19%	19%	12%
13%	7%	13%
30%	0%	0%
4%	21%	18%
47%	16%	15%
42%	17%	24%
10%	5%	23%
17%	11%	14%
42%	25%	0%
28%	25%	36%
25%	23%	9%
28%	20%	18%
28%	13%	5%
8%	33%	11%
20%	15%	11%
13%	12%	7%
19%	10%	19%
14%	12%	17%
22%	22%	24%
41%	21%	13%
17%	44%	45%
50%	0%	22%
6%	6%	4%

\*Most recent % available from Common Data Set

# Staples High School Class of 2025: Post-High School Outcomes and Standardized Testing Report

## Higher Staples Acceptance Rates at Selective Colleges

	National Acceptance Rate*	SHS Acceptance Rate 2023-2025	SHS Acceptance Rate 2025	SHS Acceptance Rate 2024	SHS Acceptance Rate 2023
American University	62%	81%	96%	79%	64%
Bentley University	45%	70%	90%	67%	50%
Binghamton University	79%	94%	100%	100%	75%
Brandeis University	40%	86%	100%	100%	63%
Bucknell University	29%	54%	91%	42%	50%
Case Western Reserve University	38%	64%	78%	58%	61%
Clemson University	35%	41%	56%	38%	26%
College of Charleston	56%	72%	80%	63%	77%
College of William and Mary	34%	56%	58%	50%	58%
Connecticut College	37%	89%	100%	86%	80%
Dickinson College	42%	79%	83%	80%	75%
Drexel University	79%	94%	90%	94%	95%
Elon University	66%	87%	86%	89%	86%
Fairfield University	33%	60%	50%	55%	75%
Fordham University	59%	69%	74%	68%	65%
Franklin and Marshall College	28%	81%	100%	83%	75%
George Washington University	47%	65%	63%	69%	62%
Gettysburg College	39%	100%	100%	100%	100%
Hobart and William Smith Colleges	64%	80%	50%	100%	67%
Indiana University	81%	87%	86%	88%	88%
Ithaca College	69%	94%	100%	93%	92%
James Madison University	78%	77%	56%	93%	91%
Lafayette College	31%	81%	88%	67%	87%
Lehigh University	26%	45%	56%	46%	36%
Loyola University Maryland	75%	97%	100%	100%	89%
Macalaster College	29%	71%	100%	100%	33%
Marist University	63%	75%	80%	71%	75%
Miami University (OH)	83%	97%	97%	97%	100%
Michigan State University	84%	94%	87%	95%	100%
North Carolina State University	36%	37%	60%	40%	22%
Pennsylvania State University	59%	84%	82%	84%	86%
Purdue University	51%	61%	38%	61%	80%
Rensselaer Polytechnic Institute	63%	85%	88%	79%	92%
Rochester Institute of Technology	67%	90%	100%	100%	60%
San Diego State University	87%	77%	78%	100%	25%
Santa Clara University	48%	70%	85%	72%	56%
Skidmore College	21%	57%	83%	44%	54%
Southern Methodist University	48%	87%	90%	86%	84%
Syracuse University	42%	74%	78%	86%	63%
Texas Christian University	44%	40%	67%	21%	25%
The University of Tennessee (Knoxville)	33%	54%	76%	20%	50%
Trinity College	29%	73%	100%	83%	40%
Union College	44%	98%	100%	100%	95%
University of California-Davis	57%	56%	100%	36%	63%
University of California-Santa Barbara	38%	51%	84%	28%	48%
University of Colorado	73%	78%	77%	73%	85%
University of Delaware	70%	80%	85%	78%	76%
University of Denver	77%	93%	100%	96%	88%
University of Maryland	43%	44%	69%	40%	30%
University of Massachusetts	61%	50%	52%	53%	45%
University of Pittsburgh	58%	88%	91%	91%	82%
University of Rochester	40%	71%	43%	81%	71%
University of Vermont	66%	75%	85%	76%	62%
Virginia Polytechnic Institute	59%	72%	74%	70%	71%
Wheaton College	71%	100%	100%	100%	100%

\*Most recent % available from Common Data Set

## Staples High School Class of 2025: Post-High School Outcomes and Standardized Testing Report

### SHS School Counseling Post-High School Planning Presentations & Curriculum

- Sophomore Parent School Counseling Presentation: Introduction to Post-High School Planning
- College Planning Night for Juniors and Families
- Senior Parent School Counseling Presentation: College Application Procedures and Information
- Spark Your Future career exploration series with Staples alumni
- Finding Your Path: Exploring Post-High School Options (trade/technical schools, community college, PG, gap year, military)
- Navigating the College Search Webinar
- College Admission Panel
- Summer College Application and Essay Workshop and Supplemental Essay Workshop
- Understanding Financial Aid and Paying for College
- College Financial Aid Application Night
- Scholarships Workshop
- College Admission Testing Presentation
- College Transition for Students With Disabilities
- Prospective College Student-Athlete Night
- College Night for the Visual and Performing Arts
- International University Admission Panel
- Preparing Students' Mental Health for College Presentation
- Connecticut State Community College (Norwalk campus) field trip
- University of Connecticut (Stamford campus) field trip
- Ongoing school counselor Connections activities, classroom lessons, and individual meetings with students and families and College & Career Center workshops

### SHS School Counseling Highlighted Post-High School Planning Resources

- [Staples High School Profile](#)
- [Guide to Post-High School Planning and College Applications](#)
- Tips for Completing the [Common Application](#), [UCAS](#), [UC application](#), and [STARS](#)
- [Resource Guide for International University Admissions](#)
- [College Planning for Students with an IEP or 504](#)
- [Athletics in the College Admissions Process](#)
- [School Counseling website](#)
- School Counseling Department Newsletter
- Schoology page for each grade level
- [Scoir](#) platform

# Staples High School Class of 2025: Post-High School Outcomes and Standardized Testing Report

## ***Class of 2025 Student Quotes:***

*“Try not to get caught up in competing with other people when applying to schools, it adds so much stress and at the end of the day the decision is only meant to satisfy yourself.”*

*“Work on college applications a little at a time and don't get overwhelmed with trying to make it ‘perfect,’ just make sure it sounds like you.”*

*“Self-care! Take a bath, listen to music, do things that make you happy in between moments of hard work and stress.”*

*“Just try to remember your grades and test scores don't define who you are and at the end of the day everything turns out good for you as long as you show up and put your best work in with effort.”*

*“Plan ahead, get started over the summer, and set boundaries about when you talk about plans, be willing to tell people you don't want to discuss them at this time.”*

*Hear from a few Class of 2025 students themselves: [Student Voices](#)*

# Staples High School Class of 2025: Post-High School Outcomes and Standardized Testing Report

November 6, 2025







# Staples High School | 2025-26 School Profile

**70 North Avenue**

**Westport, Connecticut 06880**

**shs.westportps.org**

**203.341.1225 phone | 203.341.1235 fax**

**CEEB / ACT Code 070-920**

## COMMUNITY

Westport is a shoreline town in Fairfield County one hour from New York City with a population of 27,282 and median household income of \$250,001. The community is 79% white, 5% Asian, 9% Hispanic, 2% Black, and 5% Other, including American Indian, Alaska Native, Native Hawaiian, Pacific Islander, and two or more races. Families and the community demonstrate strong support for the school system, which also includes two middle schools grades 6-8, five elementary schools grades K-5, and one pre-school. Per pupil expenditure was \$25,576.

## SCHOOL OFFICIALS

Thomas Scarice, *Superintendent of Schools*  
 Stafford W. Thomas, Jr., *Principal*  
 Christine Cincotta, *Assistant Principal*  
 James Farnen, *Assistant Principal*  
 Micah Lawrence, *Assistant Principal*  
 Patrick Micinilio, *Assistant Principal*  
 Rosemarie Ampha, *Assistant Principal for Special Education*

## SCHOOL COUNSELING DEPARTMENT

William Plunkett, *Director of School Counseling*  
 wplunkett@westportps.org

### School Counselors

Cristina Banks .... cbanks@westportps.org  
 Thomas Brown ... tbrown@westportps.org  
 Victoria Capozzi ... vcapozzi@westportps.org  
 Roy Colson ..... rcolson@westportps.org  
 Kimberly Curran .. kcurran@westportps.org  
 Katie Koshes ..... kkoshes@westportps.org  
 Sarah Magilnick .... smagilnick@westportps.org  
 Deborah Slocum ... dslocum@westportps.org  
 Mattie Sokoloski ... msokoloski@westportps.org  
 P.J. Washenko ..... pwashenko@westportps.org

### College and Career Center Coordinator

Sandra Zeigler ... szeigler@westportps.org

Monica McCabe, *Administrative Assistant*

mmccabe@westportps.org

Susan Fugitt, *Registrar*

sfugitt@westportps.org

Katherine Napolitano, *Paraeducator*

knapolitano@westportps.org

Aerial photo courtesy of Brandon Malin, Class of 2021

Staples High School, founded in 1884, is a comprehensive public high school grades 9–12 with an enrollment of 1,600 students and 200 faculty members. The single public high school serving the town of Westport, Staples is accredited by the New England Association of Schools and Colleges and consistently ranked as one of the top high schools in Connecticut. Forty varsity athletic teams compete in the Fairfield County Interscholastic Athletic Conference (FCIAC). There is active participation in vibrant art, music, theater, and media programs and over 100 extracurricular activities. While the majority of graduates ultimately attend a four-year college, Staples honors all pathways to success and offers a range of programs to meet the academic and personal needs of students.

## TRANSCRIPT + GRADING

**Staples High School does not rank students.** Two grade point averages are calculated on a 4.0 scale: Unweighted GPA and Weighted GPA, as detailed below. Both include grades in all courses taken at Staples, including academic, elective, and Health & Physical Education courses. For transfer students, the previous school courses, credits, and pass/fail grades are listed on the Staples transcript. Transfer transcripts are attached to the Staples transcript as separate documents. Previous school letter grades are not included in the Staples GPAs.

### Unweighted GPA

	A+	A	A-	B+	B	B-	C+	C	C-	D+	D	D-	FWF
<b>All Courses</b>	4.33	4.00	3.67	3.33	3.00	2.67	2.33	2.00	1.67	1.33	1.00	0.67	0.00

### Weighted GPA

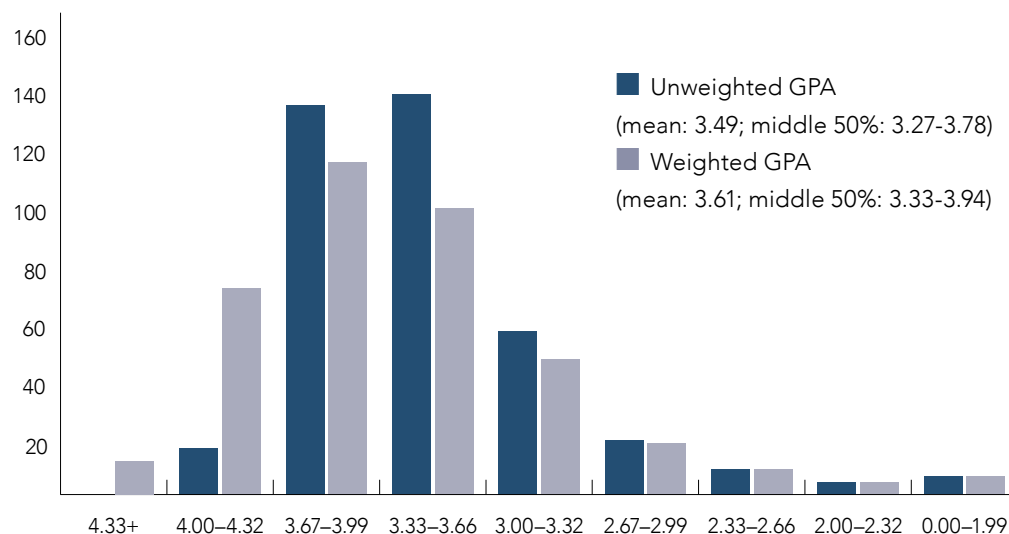
	A+	A	A-	B+	B	B-	C+	C	C-	D+	D	D-	FWF
<b>College Level</b>	5.00	4.67	4.33	4.00	3.67	3.33	3.00	2.67	2.33	2.00	1.67	1.33	0.00
<b>Honors</b>	4.67	4.33	4.00	3.67	3.33	3.00	2.67	2.33	2.00	1.67	1.33	1.00	0.00
<b>College &amp; Career Prep</b>	4.33	4.00	3.67	3.33	3.00	2.67	2.33	2.00	1.67	1.33	1.00	0.67	0.00

College Level Weight: Advanced Placement courses, dual enrollment courses, Calculus BC Plus, Multivariable Calculus, and Differential Equations

Honors Weight: Honors courses

College & Career Prep Weight: All other courses from all subject areas, including A (advanced college prep), B (college prep), and C level academic, non-leveled elective, and Health & Physical Education courses

## CLASS OF 2026 6<sup>TH</sup> SEMESTER GPA DISTRIBUTION [416 STUDENTS]



**Highest Final Unweighted) GPA / Class of 2025**

4.32

**Highest Final Weighted) GPA / Class of 2025**

4.66



# Staples High School | 2025-26 School Profile

## GRADUATION REQUIREMENTS

### Humanities

English	4.0
Social Studies	3.0
Visual + Performing Arts	1.0
Open Humanities	1.0

### Science, Technology, Engineering, Art, and Math

Math	3.0
Science	3.0
Open STEAM	3.0

### World Languages

Health + Physical Education	2.5
-----------------------------	-----

### Mastery-Based Diploma Assessment (MBDA)\* 1.0

### Additional Credits 2.5

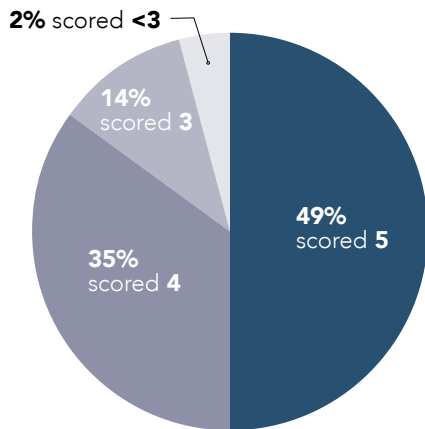
### Total Credits 26.0

\*Students create a portfolio to demonstrate skill mastery and reflection in four domain areas (Collaborators, Communicators, Critical Thinkers, and Creators) through learning experiences embedded in their courses.

## STANDARDIZED TESTING

### Advanced Placement Exam Results

In spring 2025, 607 students took a total of 1,437 AP exams. The **mean score** was **4.3**.



### ACT Results (2024-25 school year)

#### Middle 50% Mean

Composite	27–32	29.1
English	26–35	30.3
Math	26–32	28.2
Reading	25–34	29.3
Science	25–32	28.3

### SAT Results (Class of 2025)

#### Middle 50% Mean

Total	1110–1390	1239
ERW	560–690	624
Math	540–690	615

### Class of 2025 Recognitions

National Merit Scholars	1
National Merit Finalists	11
National Merit Commended Students	23
National African-American Recognition	5
National Hispanic Recognition	17
AP Scholars	32
AP Scholars with Honor	28
AP Scholars with Distinction	145

## PROGRAM OFFERINGS

### Advanced Courses (26 AP, 42 Honors, 7 UConn ECE, 2 SCSU Early College)

#### English

English 9 Honors  
English 10 Honors  
AP English Language  
AP English Literature  
Mythology & Bible Honors  
Seminar in Academic Writing and Multimodal Composition (UConn ECE)  
Shakespeare Honors

#### Math

Geometry Honors  
Algebra 2 Honors  
Pre-Calculus Honors  
Calculus Honors  
AP Calculus AB  
AP Calculus BC  
AP Statistics  
Calculus BC Plus\*  
Multivariable Calculus\*  
Differential Equations\*

#### Science

Biology Honors  
Chemistry Honors  
Physics Honors  
AP Biology  
AP Chemistry

AP Computer Science A  
AP Computer Science Principles  
AP Environmental Science  
AP Physics 1  
AP Physics C: Mechanics & E&M  
Advanced Forensics (option for SCSU Early College)  
Scientific Research Honors (option for SCSU Early College)

#### Social Studies

Global Themes Honors  
U.S. History Honors  
AP European History  
AP Macro/Microeconomics  
AP Psychology  
AP U.S. Government & Politics  
AP U.S. History  
AP World History: Modern  
Anthropology (option for UConn ECE)  
Introduction to Human Rights (formerly Contemporary World Studies--UConn ECE)

#### Visual + Performing Arts

Digital Design Honors (Motion)  
Digital Design Honors (Print)  
Photography Honors  
Studio Portfolio Honors

AP Art & Design  
AP Music Theory  
Honors Option For All Music Ensembles  
Pop Music and Diversity in American Society (option for UConn ECE)

#### World Languages

French 2, 3, 4, 5 Honors  
AP French Language (option for UConn ECE)  
German 2, 3, 4, 5 Honors  
AP German Language (option for UConn ECE)  
Italian 2, 3 Honors  
Italian 4 Honors (option for UConn ECE)  
Latin 2, 3, 4 Honors  
AP Latin  
Mandarin Chinese 2, 3, 4, 5 Honors  
AP Chinese Language & Culture  
Spanish 2, 3, 4, 5, 6 Honors  
AP Spanish Language  
AP Spanish Literature

\*college level weight in Weighted GPA

- For course descriptions, refer to: [shs.westportps.org/teaching-and-learning/program-of-studies](https://shs.westportps.org/teaching-and-learning/program-of-studies).
- Accelerated Science is a two-year college preparatory course utilizing a multidisciplinary perspective and including physics, chemistry, biology, and Earth and space science.
- College credit is available through the University of Connecticut Early College Experience (ECE) and Southern Connecticut State University (SCSU) Early College programs. These courses are weighted at the college level in the Weighted GPA.
- Students may take courses at Connecticut State Community College through the High School Partnership (HSP) program. HSP courses are weighted at the college level in the Weighted GPA.
- Students may focus on an area of interest beyond the traditional curriculum through an Independent Learning Experience (ILE). A significant personal investment and independence are expected from the student. ILEs are graded pass/fail and noted on the student's transcript.
- Advanced art and media courses may be taken multiple times for credit with teacher approval.
- Through the Connecticut State Seal of Biliteracy, students are recognized who have attained an Intermediate Mid or higher level of proficiency in speaking, writing, listening, and reading comprehension in two or more languages (including studying four years of English).

## CLASS OF 2025 FUTURE PLANS

### 405 graduates attending 153 different post-secondary institutions

#### 94.1% Four-year Colleges

#### 1.7% Two-year Colleges

#### 2.0% PG / Vocational / Other Higher Education

#### 1.2% Gap Year

#### 0.9% Employment / Other

**The mission of the Westport Public Schools is to prepare all students to reach their full potential as lifelong learners and socially responsible contributors to our global community.**

# Staples High School Class of 2025: Post-High School Outcomes and Standardized Testing Report

November 6, 2025



## National Context and College Trends

- Increased scrutiny over holistic admissions practices
- Students/families shifting values and preferences around higher education
- Growing emphasis by colleges on career readiness and fit to major
- Significant pressure on enrollment management
- Engaging AI in college admissions
- Evolving standardized testing policies



## Future Plans

	Class of 2023-2025 Average	Class of 2025	Class of 2024	Class of 2023
4-year college	93.4%	<b>94.1%</b>	93.1%	93.1%
2-year college	2.0%	<b>1.7%</b>	2.1%	2.3%
Gap Year	1.4%	<b>1.2%</b>	1.7%	1.2%
College Prep School	0.6%	<b>1.0%</b>	0.0%	0.9%
Employed	1.0%	<b>0.7%</b>	1.4%	0.9%
Career Ed/Transition/Other Higher Ed	0.7%	<b>1.0%</b>	0.5%	0.7%
Military	0.4%	<b>0.0%</b>	0.9%	0.2%
Undecided/No Plans	0.4%	<b>0.2%</b>	0.2%	0.7%

*Students in the Class of 2025 applied to a total of 369 different post-secondary institutions and planned to attend 153 different institutions.*

*95% reported feeling very satisfied or satisfied with their post-high school outcomes.*

## General Application Statistics

	Class of 2023-2025 Average	Class of 2025	Class of 2024	Class of 2023
Total # of Applications Submitted	3,512	<b>3,174</b>	3,517	3,846
Total # of Acceptances	1,960	<b>1,953</b>	2,042	1,885
Overall Acceptance Rate	55.8%	<b>61.5%</b>	58.1%	52.0%
Avg. # of Applications Per Student	8.71	<b>8.12</b>	8.81	9.19

## Standardized Testing: ACT

	2023-2025 Average	<b>2024-25</b>	2023-24	2022-23
Composite Mean Score	29.3	<b>29.1</b>	29.8	28.9
English Mean Score	30.2	<b>30.3</b>	30.3	30.0
Math Mean Score	28.6	<b>28.2</b>	29.2	28.3
Reading Mean Score	29.6	<b>29.3</b>	30.5	29.1
Science Mean Score	28.2	<b>28.3</b>	28.7	27.6

## Standardized Testing: SAT

	Class of 2023-2025 Average	<b>Class of 2025</b>	Class of 2024	Class of 2023
Total Mean Score	1237	<b>1239</b>	1229	1244
ERW Mean Score	619	<b>624</b>	612	620
Math Mean Score	619	<b>615</b>	617	624

## Standardized Testing: Advanced Placement

	2023-2025 Average	2025	2024	2023
Total AP Course Enrollment	1,622	<b>1,708</b>	1,583	1,574
Total # of AP Exams Taken	1,349	<b>1,437</b>	1,338	1,273
% of Students Enrolled in AP Courses Taking AP Exam	83%	<b>84%</b>	85%	81%
# of Students Taking AP Exams	586	<b>607</b>	577	574
% of AP Exam Scores 3+	96%	<b>97%</b>	96%	95%
Mean AP Exam Score Across All Subjects	4.3	<b>4.3</b>	4.3	4.2

## Dual Enrollment

- 16 students in the Class of 2025 took at least one CT State Community College High School Partnership (HSP) course
- 277 students in the Class of 2025 took at least one UConn Early College Experience (ECE) course
- 2024-25 Top Ten High School for students enrolled in UConn ECE (354 students)
- 2025-26 dual enrollment offerings:
  - UConn ECE: Anthropology, Seminar in Academic Writing and Multimodal Composition, AP French Language and Culture, AP German Language and Culture, Introduction to Human Rights, Italian 4 Honors, Pop Music and Diversity in American Society
  - SCSU Early College: Advanced Forensics, Scientific Research Honors
  - CT State Community College HSP: access to catalog of on-campus and online courses

## FAFSA Completion

	Class of 2023-2025 Average	<b>Class of 2025</b>	Class of 2024	Class of 2023
FAFSA Applications Completed	221	<b>211</b>	206	247
# of Students Who Applied to College	403	<b>391</b>	399	419
% of Students Completed a FAFSA	55%	<b>54%</b>	52%	59%

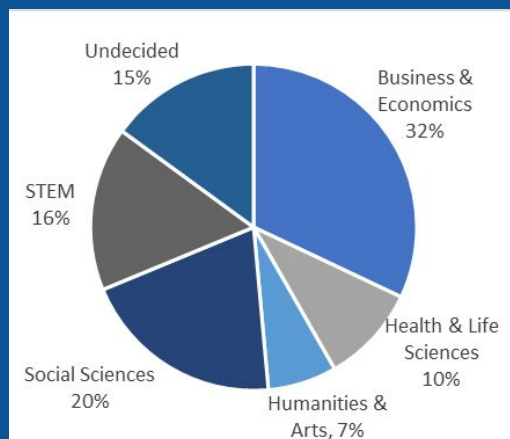
## Class of 2025 Post-High School Plan Survey Data

- 28% of students applied for local or community scholarships.
- 14% of students indicated that they intended to play an intercollegiate sport.
- 6% of students indicated that they applied into a visual or performing arts program.
- 43% of students submitted test scores to all colleges; 26% submitted to some colleges; 31% did not submit to any colleges.
- Student voices

*“Try to block out the noise of where your peers are applying. Your ideal college can get lost if you focus too much on others' perception of you or their perception of the schools you like. If you listen to your own opinions you'll end up somewhere that makes you happy.”*

*- Class of 2025 Student*

## Class of 2025 Intended Areas of Study



### Top 5 Individual Majors

1. Business
2. Undecided
3. Psychology
4. Communications
5. Political Science

## Class of 2025 Colleges With the Most Applications

- |                                       |                                  |
|---------------------------------------|----------------------------------|
| 1. University of Connecticut (140)    | 11. Northeastern University (46) |
| 2. Indiana University (83)            | 12. The University of Texas (45) |
| 3. Pennsylvania State University (73) | 13. University of Virginia (42)  |
| 4. University of Wisconsin (66)       | 14. Syracuse University (40)     |
| 5. University of Colorado (62)        | 15. University of Florida (39)   |
| 6. Clemson University (57)            | 16. Elon University (36)         |
| 7. University of Maryland (54)        | 17. College of Charleston (35)   |
| 8. University of Michigan (50)        | Cornell University (35)          |
| 9. University of Delaware (47)        | 19. Lehigh University (34)       |
| University of Vermont (47)            | 20. Tulane University (33)       |

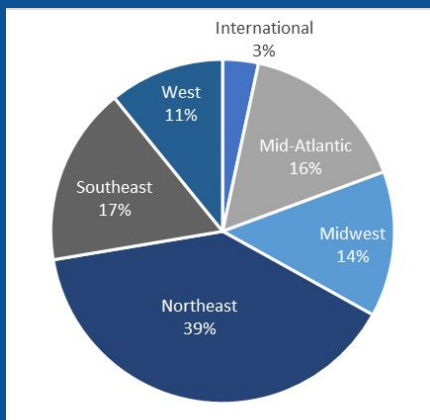
*\*Includes University of Connecticut Storrs and regional campuses*

## Class of 2025 Colleges With the Most Students Attending

- |                                    |  |
|------------------------------------|--|
| 1. University of Connecticut* (21) | 12. Colgate University (6)                 |
| 2. Tulane University (11)          | Lehigh University (6)                      |
| 3. University of Maryland (10)     | 14. Cornell University (5)                 |
| University of Michigan (10)        | CT State Comm. College-Norwalk (5)         |
| University of Vermont (10)         | McGill University (5)                      |
| 6. Boston College (8)              | New York University (5)                    |
| Northeastern University (8)        | Tufts University (5)                       |
| Syracuse University (8)            | University of California-Santa Barbara (5) |
| 9. Indiana University (7)          | University of Chicago (5)                  |
| Pennsylvania State University (7)  | University of Colorado (5)                 |
| University of Wisconsin (7)        |  |

*\*Includes University of Connecticut Storrs and regional campuses*

## Class of 2025 College Attendance Geographically



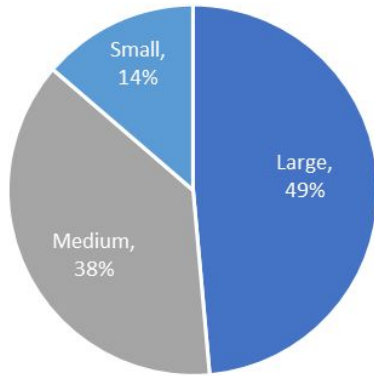
### Top Five States Represented

1. Connecticut
2. Massachusetts
3. New York
4. Pennsylvania
5. California

College Farthest from Staples: University of Western Australia (11,615 miles)  
College Closest to Staples: Fairfield University (6 miles)



# Class of 2025 College Attendance by University Size/Type



■ Large (>10,000) ■ Medium (4-10,000) ■ Small (<4,000)

- 54% Private, 43% Public, 3% International
- Largest College Attending: The Ohio State University (67,255 students)
- Smallest College Attending: United States Coast Guard Academy (1,069 students)

## Acceptance Rates

- Low acceptance rates remain at the most selective colleges
- Many “Dream Schools” accept more than 50% of Staples applicants
- Staples students continue to be admitted at rates at or above the national average for most selective/highly selective colleges



*“That sense of belonging, of being seen and supported, is what transforms an ordinary school into the right school...the dream isn’t a particular college; it’s what you find once you’re there.”*  
- Jeff Selingo, Dream School

# Closing

